



# ARISTOCRAT

## When Quality is Top Priority

MODELS	FT-240	FT-280
TYPE	Electric	Electric
SPEED (MAX MPH)	12	12
RANGE (MILES)	20	20
LOAD CAPACITY (lbs)	1,200	1,600
PASSENGER CAPACITY	2-4	6-8
BED SIZE (W"xL")	41x67	41x30
VOLTAGE	36	36

Based on standard configuration.



FT-240

## Tough and Dependable Product Solutions

When being first class is your competitive advantage, Aristocrat series of personnel and burden carriers is an excellent choice for your hospitality needs. Aristocrat style, comfort and reliability is second to none in the industry. Aristocrat, designed to enhance your company image, can be customized with special colors, seating or deck configurations to meet your daily transportation needs.

The Aristocrat product line is available in a flat bed or four to eight passenger configurations. Powered by an electric drive train, Aristocrat provides years of reliable service in hospitality applications.

Aristocrat's short wheel base design, combined with 24:1 steering gear, provides ease of maneuverability in congested areas. Equipped with standard front and rear shock absorbers, Aristocrat provides passenger comfort during daily operations. Equipped with 10 hp motor and 4 wheel hydraulic brakes (optional), provides hill climbing ability without compromising the safety of your customers.

Product service supported by a worldwide dealer network makes Aristocrat the best choice for your hospitality needs.



FT-280

Vehicles may be shown with optional equipment.



FT-240 Flat Bed



FT-280



FT-240



FT-240



**TAYLOR-DUNN**<sup>®</sup>  
Commercial and Industrial Vehicles Since 1949

*The best way to go about your business*

**PERSONNEL CARRIERS**



**Aristocrat**



**Roadmaster**

**BURDEN CARRIERS**



**Taylortruck**



**Loadmaster**



**Model B Series**



**Electruck**



**Maintenance Expediter**



**Stepsaver**



**Stockchaser**

**TOW TRACTORS**



**Towmaster**



**Mule**



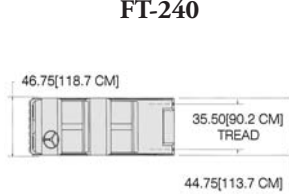
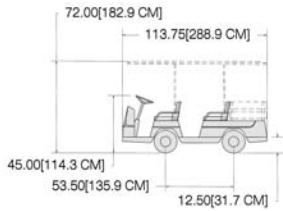
**TT 316**



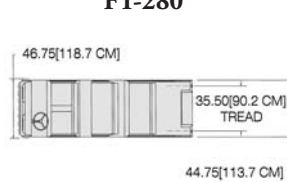
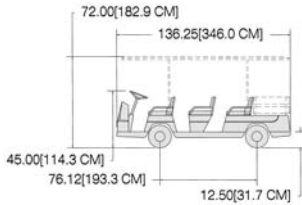
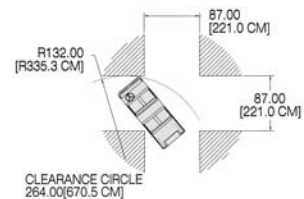
**Model E**



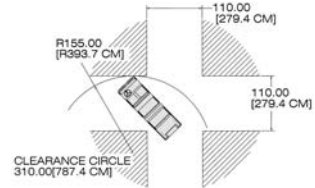
**Huskey**



**FT-240**



**FT-280**



**ARISTOCRAT STANDARD SPECIFICATIONS**

Product Line	MODEL FT-240	MODEL FT-280 - (3 full -width seats facing forward)
Unit Weight lbs (Kgs)	1,264 lbs. (575 kg.)	1,447 lbs. (656 kg.)
Load Capacity lbs (Kgs)	1,200 lbs. (545 kg.)	1,600 lbs. (725 kg.)
Batteries	220 amp hour, 6 volts	220 amp hour, 6 volts
System Voltage	36 volt DC	36 volt DC
Drive Axle	Direct drive, oil bath	Direct drive, oil bath
Motor	6 hp (4.5 kw) @ DC	6 hp (4.5 kw) DC
Speed	12 mph (19 km/h) empty	12 mph (19 km/h) empty
Tires	18 x 8.50 x 8 pneumatic	18 x 8.50 x 8 pneumatic
Brakes	Two wheel mechanical rear drum w/hand operated parking brake	Two wheel mechanical rear drum w/hand operated parking brake
Steering	Automotive steering gear	Automotive steering gear
Frame	All-welded steel frame	All-welded steel frame
Bumper	Heavy duty steel front and rear	Heavy duty steel front and rear
Suspension	Heavy duty springs and shock absorbers front and rear	Heavy duty springs and shock absorbers front and rear
Color	White	White
Seats	Individual front seat cushions, full width back and passenger seats	Individual front seat cushions, full width back and passenger seats
Controller	Solid state speed controller, 36 volts	Solid state speed controller, 36 volts
Instrumentation	Battery status indicator, forward/reverse selector, key switch	Battery status indicator, forward/reverse selector, key switch
Light Accessories	Headlights, taillights, stoplights, electric horn	Headlights, taillights, stoplights, electric horn
Charger	Built-in, automatic, 36V	Built-in, automatic, 36V
Input Voltage	110V/220V, 50 Hz/60 Hz	110V/220V, 50 Hz/60 Hz
Conformance	Type E, ANSI B56.8, OSHA 1910.178	Type E, ANSI B56.8, OSHA 1910.178



**OPTIONAL FEATURES**

**Batteries** • 244 AH batteries

**Deck** • Stake sides

**Frame Options** • 2 passenger flatbed • Ambulance with passenger and nurse's seat • Fiberglass top • Canvas sun top • Plexiglass windshield • Mirrors

**Seats** • Velour upholstery • Special colors • Rear facing 3rd or 4th seat

**Accessories** • Turn signals, hour meter • Reverse warning beeper • Strobe light on pole • Rolldown curtains

**Brakes** • 4 wheel hydraulic

Factory Designed/Installed Options and Custom Features to Meet Any Application. Maintains OSHA and ANSI B56.8 Compliance.



**TAYLOR-DUNN CORPORATION**

Commercial and Industrial Vehicles Since 1949



METRO CROWN INTERNATIONAL  
A TAYLOR-DUNN COMPANY



**TIGER TRACTOR**  
A TAYLOR-DUNN COMPANY

2114 West Ball Road, Anaheim, CA 92804 • (714) 956-4040 • FAX (714) 956-3130

Toll Free (800) 688-8680 Visit our website: [www.taylor-dunn.com](http://www.taylor-dunn.com)