

tst[®]

Quick Action Couplings SV

EDITION 2008




tst[®]

QUICK CONNECT





Connecting Technology Quick Action Couplings SV



Contents

2-3	TST Worldwide Connecting Technology
4-5	TST Quick Action Couplings SV – Product Chart
6	TST Quick Action Couplings SV – Safe, quick, reliable
7-8	SV 2-Stage
9	Plug with check valve
10	SV 2-Stage
11	Plug with check valve
12	SV 2-Stage
13	Plug with check valve
14	SV 2-Stage Heavy-Duty Range
15	Plug with check valve Heavy-Duty Range
16	SV 2-Stage Heavy-Duty Range
17	Plug with check valve Heavy-Duty Range
18-21	SV 2-Stage non-interchangeable
22	Plug with check valve non-interchangeable
23	SV Non-interchangeable Heavy-Duty Range
24	SV with double function (Blow Gun)
25	SV Materials and Seals
26	SV Choice of Couplings and Seals
27	TST Product Lines

The TST Group Worldwide

Founded over 20 years ago, we now have a Production Facility that occupies over 10,000 sq m. Our broad range of products are designed, manufactured and constantly developed under the same roof, to meet the needs of our Worldwide Customers.

“tst” is fully integrated manufacturer of quick connect/disconnect couplings, for hydraulic, pneumatic, vacuum, gas, chemical fluid and water applications, in addition to multi couplers, fittings, hoses and accessories.

The latest technologies are utilized to Manufacture and Assemble our wide range of products to the required specifications to achieve Zero Defects and 100% Delivery Performance.

QUALITY

Our commitment to quality can be demonstrated by Customer Satisfaction Feedback and our continuous product and process development projects.

Statistical Process Control operations, performed by our operators ensure that our products meet the customers' requirements.

Latest methods and equipments are utilized to enable the vigorous testing of the New and Existing Range of Products.

SUPPORT & SERVICE

The Engineering and Research Teams work in conjunction with the Customers and Customer Support Teams to seek the most suitable robust product for the application it is intended for at an affordable cost.

Around 80% of the manufacturing capacity is for standard products and the remainder is utilized, to cater for specialised needs of our customers, supported by our in-house design capability.

Our Customer Support Teams are in continuous communication with our customers to keep them up to date and to get feedback from our products.


Since 1997 our export sales has reached % 85 of our production and expanded to countries through out Europe and Worldwide.

Our Aim is to Exceed Customer Expectation.





Worldwide Connecting Technology Safe and of the Highest Quality



TS EN ISO 9001:2008

**Selected Raw
Materials**

**Future-Oriented
Development**


**Rational Manufacturing
Methods**

**High Quality
Standards**





Quick Action Couplings SV Product Chart



SV 2-Stage
with metal or plastic release ring

Features

- In accordance with safety standard ISO 4414, EN 983
- Model to ISO 6150-C and AFNOR
- Safety feature: 2-stage-disconnection
- Also in stainless steel
- Type examination certificate SUVA

Application

Compressed air supply, pneumatic tools – e.g. equipment manufacturing, measurement and control technology.

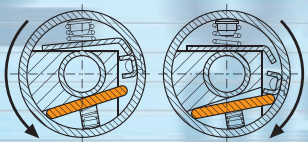
Procedure

Connection

Push plug into coupling until it is heard to engage by a click.

Disconnection

The plug is disconnected by turning the release ring to the left. It is held back by the safety catch, until the hose is ventilated. The plug can only be released by turning the release ring to the right.



SV 2-Stage
Heavy-Duty Range

Features

- In accordance with safety standard ISO 4414, EN 983
- Extremely robust model
- Safety feature: 2-stage-disconnection
- Also in stainless steel
- Type examination certificate SUVA

Application

For extremely rough operating conditions, e.g. refinery, offshore, building sites and shipyards.

Procedure

Connection

Push plug into coupling and turn it to the right until the mechanism is heard to engage by a click.

Disconnection

Turn plug to the left while simultaneously gently pulling back the release ring. The plug is withheld from ejecting by the safety chamber and can only be released by another 90° turn to the left or to the right.



SV 2-Stage
Non-interchangeable

Features

- Mixing of different media impossible, as connection is only possible with plug with identical key profile
- Safety feature: 2-stage-disconnection
- Also in stainless steel
- To eliminate danger of wrong line connections

Application

Chemical industry, medical technology, refinery and to eliminate danger of wrong line connections.

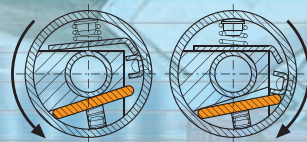
Procedure

Connection

Push (non-interchangeable) plug into coupling with matching key profile until it is heard to engage by a click.

Disconnection

The plug is disconnected by turning the release ring to the left. It is held back by the safety catch, until the hose is ventilated. The plug can only be released by turning the release ring to the right.





Quick Action Couplings SV Product Chart



SV 1-Stage Non-interchangeable Heavy-Duty Range

Features

- No wrong line connections thanks to differently arranged mating cams in the couplings and corresponding grooves in the plugs
- 1-Stage disconnection
- Robust Version
- Also in stainless steel

Application

Chemical industry, medical technology, refinery and to eliminate danger of wrong line connections.

Procedure

Connection

Push plug into coupling and turn it to the right until the mechanism is heard to engage by a click.

Disconnection

Turn plug to the left while simultaneously gently pulling back the release ring.



Plug with check valve mechanical opening Heavy-Duty

Features

- Fits 2-stage couplings, MEC version
- Plug is closed after disconnection
- Also in stainless steel

Application

To be used with liquid media – e.g. to interrupt a cycle without loss of media.


Procedure

Connection

Push check valve directly in SV coupling MEC version – thus the valves of the coupling and of the plug are opened simultaneously.

Disconnection

Disconnect plug with check valve – thus both valves are closed simultaneously.



SV Coupling with double function (Blow Gun)

Features

- The small shield on the safety blow gun directs the flow of air, protecting the eyes from breakaway particles without reducing the field of vision.
- 1-stage disconnection

Application

Compressed air supply, use as safety blow gun.

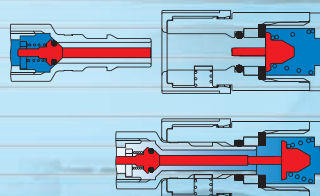
Procedure


Connection

Push plug or blow nozzle with 9 mm neck into coupling until it is heard to engage by a click and set amount of air supplied using the control lever.

Disconnection


Push in button and pull out plug or blow nozzle.





Quick Action Couplings SV

Safe, quick, reliable



Practical and quick connections

Quick Action Couplings SV

When disconnecting unsecured adaptors can come loose with a whip-like force that can cause severe injuries.

TST Quick Action Couplings connect fast and secure – and disconnect just as safely – in all cases where speed and practical safety are imperative.

TST Quick Action Couplings meet with the demands of ISO 6150 and ISO 4414 and have been awarded a type examination certificate from the Swiss Accident Insurance Institute SUVA.

TST Quality Features

Robust coupling

Made from high quality material with the utmost precision, TST Quick Action Couplings can withstand even the heaviest of loads. The two parts fitting together are made of high quality material. The precise fitting guarantees the hold. As the adaptor is firmly positioned any pressure operating from the sides will be totally absorbed.

Precision Adaptor

The adaptor is made from high quality steel and processed to register tolerance. Its long guides ensure that the TST adaptor does not disturb the seal. In combination with the housing this results in a connection with hardly any abrasion.

Heavy Duty Range

These have extremely thick walls and are made from high quality materials. They were especially developed for extremely tough operating conditions, such as exist in mining, building, heavy industries and the railways.

Types and symbols

Coupling

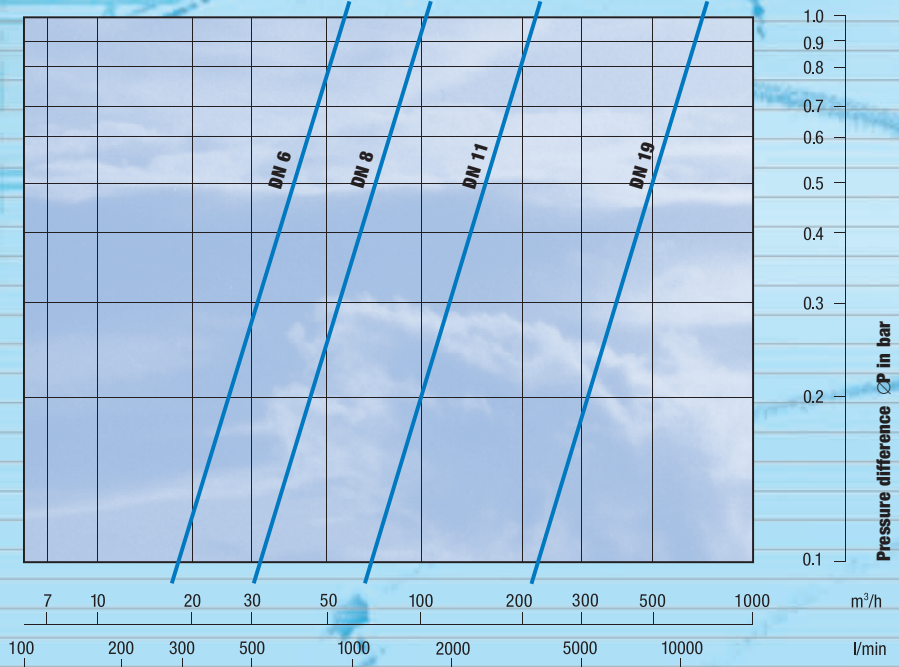
Plug

Coupling **OV** (without valve)


Check valve **MEC**
For mechanical opening plugs couplings with a release pin in the valve are needed

VAC Coupling for use with vacuum

SV Performance Graph for Air



Flow rate at 20° C, operating pressure 6 bar



Original size

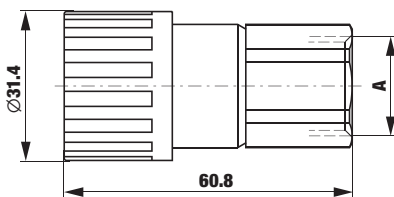
tst
SV 2-Stage

DN6
with plastic release ring

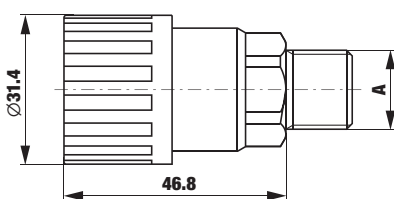


Quick Action Coupling

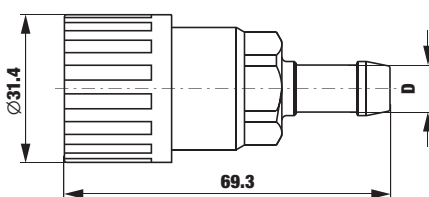
with female thread



with male thread

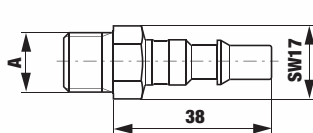


with hose stem

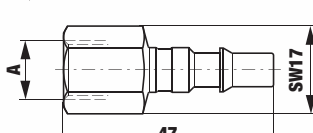


Plug

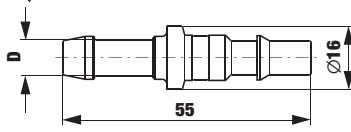
with male thread



with female thread



with hose stem



A	Steel
G1/8	203 00 180
G1/4	203 00 181
G3/8	203 00 182
G1/2	203 00 183

G1/4	203 00 186
G3/8	203 00 184
G1/2	203 00 185

D	Steel
6 mm 1/4"	203 00 190
8 mm 5/16"	203 00 187
10 mm 3/8"	203 00 188
13 mm 1/2"	203 00 189

A	Steel
G1/8	255 00 093
G1/4	255 00 091
G3/8	255 00 092

G1/8	255 00 100
G1/4	255 00 088

D	Steel
6 mm 1/4"	255 00 113
8 mm 5/16"	255 00 114
10 mm 3/8"	255 00 115
13 mm 1/2"	255 00 116

Features

- In accordance with safety standard ISO 4414, EN 983
- Model to ISO 6150-C-10 and AFNOR: C-10 NF E 49-053
- Safety feature: 2-stage disconnection
- Simple operation

Application

Media

Compressed air, gases, liquids and low viscosity media.

Operating Pressure

Up to 25 bar, (dis-) connection up to 15 bar. Also suitable for technical vacuum up to ca. 100 mbar.

Temperature Range


-20°C up to +100°C (NBR).

Materials, Seals

When chemically aggressive media are used TST should be consulted in your choice of housing and seal – or you might conduct tests of your own (see pages 25/26).

Procedure

(Dis-) connection see page 4.



stainless
STEEL


Ask for the stainless steel catalogue.



tst[®]

SV 2-Stage

with metal release ring



Original size

Features

- In accordance with safety standard ISO 4414, EN 983
- Model to ISO 6150-C-10 and AFNOR: C-10 NF E 49-053
- Safety feature: 2-stage disconnection
- Simple operation



Application

Media

Compressed air, gases, liquids and low viscosity media.

Operating Pressure

Up to 25 bar, (dis-) connection up to 15 bar. Also suitable for technical vacuum up to ca. 100 mbar.

Temperature Range

-20°C up to +100°C (NBR).

Materials, Seals

When chemically aggressive media are used TST should be consulted in your choice of housing and seal – or you might conduct tests of your own (see pages 25/26).

Procedure

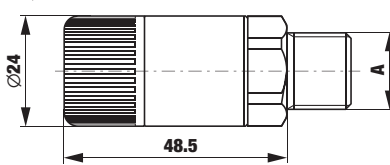
(Dis-) connection see page 4.

Quick Action Coupling

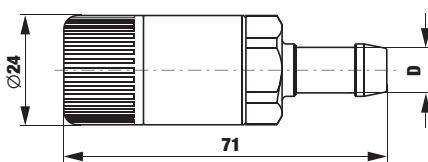
↻ with female thread



↻ with male thread



↻ with hose stem



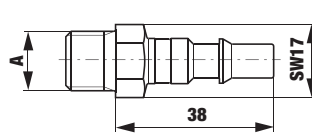
A	Steel
G1/8	203 00 191
G1/4	203 00 192
G3/8	203 00 193
G1/2	203 00 194

G1/4	203 00 197
G3/8	203 00 195
G1/2	203 00 196

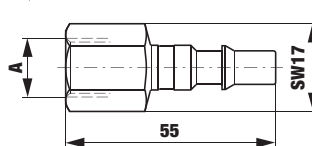
D	Steel
6 mm 1/4"	203 00 201
8 mm 5/16"	203 00 198
10 mm 3/8"	203 00 199
13 mm 1/2"	203 00 200

Plug

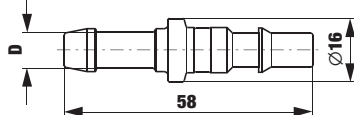
← with male thread



← with female thread



← with hose stem




A	Steel
G1/8	255 00 093
G1/4	255 00 091
G3/8	255 00 092

G1/8	255 00 100
G1/4	255 00 088

D	Steel
6 mm 1/4"	255 00 113
8 mm 5/16"	255 00 114
10 mm 3/8"	255 00 115
13 mm 1/2"	255 00 116

stainless
STEEL

Ask for the stainless steel catalogue.



Original size



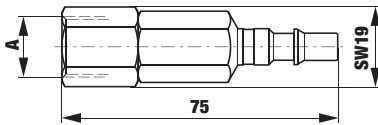
Plug with check valve

mechanical opening

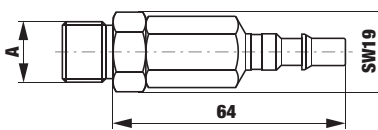


Plug with check valve

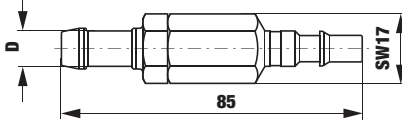
— with female thread



— with male thread



— with hose stem



A	Steel
G1/4	253 00 169
G3/8	253 00 170

G1/4	253 00 171
G3/8	253 00 172

D		Steel
6 mm	1/4"	253 00 173
8 mm	5/16"	253 00 174
10 mm	3/8"	253 00 175

Features

- Model to ISO 6150
- Little difference in pressure
- Fitting 2-stage couplings
- Plug is closed after disconnection

Application

Media

Compressed air, gases, liquids and low viscosity media.

Operating Pressure

Up to 25 bar, (dis-) connection up to 15 bar. Also suitable for technical vacuum up to ca. 100 mbar.

Temperature Range

-20°C up to +100°C (NBR).

Materials, Seals

When chemically aggressive media are used TST should be consulted in your choice of housing and seal – or you might conduct tests of your own (see pages 25/26).

Function

Proper performance only guaranteed with SV coupling on pages 7/8.

Procedure

(Dis-) connection see page 5.



Ask for the stainless steel catalogue.




tst[®]

SV 2-Stage

DN8

with plastic release ring



Original size

Features

- In accordance with safety standard ISO 4414, EN 983
- Model to ISO 6150-C-14 and AFNOR: C-14 NF E 49-053
- Safety feature: 2-stage disconnection
- Simple operation

Application

Media

Compressed air, gases, liquids and low viscosity media.

Operating Pressure

Up to 25 bar, (dis-) connection up to 15 bar. Also suitable for technical vacuum up to ca. 100 mbar.

Temperature Range

-20°C up to +100°C (NBR).

Materials, Seals

When chemically aggressive media are used TST should be consulted in your choice of housing and seal – or you might conduct tests of your own (see pages 25/26).

Procedure

(Dis-) connection see page 4.

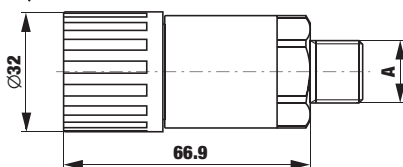


Quick Action Coupling

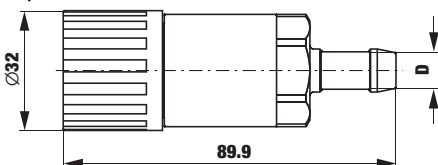
↻ with female thread



↻ with male thread



↻ with hose stem



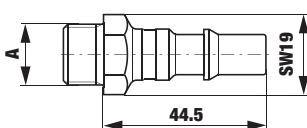
A	Steel
G1/4	203 00 295
G3/8	203 00 296
G1/2	203 00 297

G3/8	203 00 299
G1/2	203 00 300

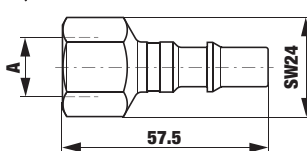
D	Steel
8 mm 5/16"	203 00 302
10 mm 3/8"	203 00 303
13 mm 1/2"	203 00 304

Plug

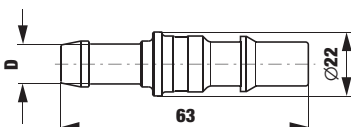
← with male thread



← with female thread



← with hose stem




A	Steel
G1/4	255 00 101
G3/8	255 00 102

G1/4	255 00 103
G3/8	255 00 105

D	Steel
8 mm 5/16"	255 00 107
10 mm 3/8"	255 00 108
13 mm 1/2"	255 00 109
16 mm 5/8"	255 00 110

stainless
STEEL

Ask for the stainless steel catalogue.



Original size

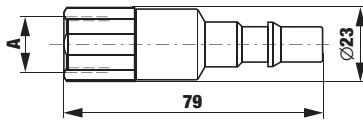
tst[®]

Plug with check valve mechanical opening

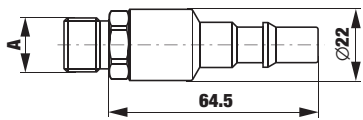


Plug with check valve

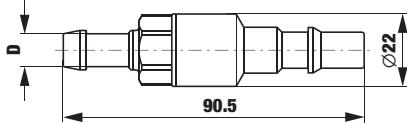
— with female thread



— with male thread



— with hose stem



A

G3/8

Steel

253 00 157

G3/8

253 00 159

D

10 mm 3/8"
13 mm 1/2"

Steel

253 00 161
253 00 163

Features

- Model to ISO 6150
- Little difference in pressure
- Fitting 2-stage couplings
- Plug is closed after disconnection

Application

Media

Compressed air, gases, liquids and low viscosity media.

Operating Pressure

Up to 25 bar, (dis-) connection up to 15 bar. Also suitable for technical vacuum up to ca. 100 mbar.

Temperature Range

-20°C up to +100°C (NBR).

Materials, Seals

When chemically aggressive media are used TST should be consulted in your choice of housing and seal – or you might conduct tests of your own (see pages 25/26).

Function

Proper performance only guaranteed with SV coupling on page 10.


Procedure

(Dis-) connection see page 5.



stainless
STEEL

Ask for the stainless steel catalogue.



tst[®]

SV 2-Stage
DN11
with metal release ring

70% of original size

Features

- In accordance with safety standard ISO 4414, EN 983
- Model to ISO 6150-C-17 and AFNOR: C-17 NF E 49-053
- Safety feature: 2-stage disconnection
- Simple operation

Application

Media

Compressed air, gases, liquids and low viscosity media.

Operating Pressure

Up to 25 bar, (dis-) connection up to 15 bar. Also suitable for technical vacuum up to ca. 100 mbar.

Temperature Range

-20°C up to +100°C (NBR).

Materials, Seals

When chemically aggressive media are used TST should be consulted in your choice of housing and seal – or you might conduct tests of your own (see pages 25/26).

Function

Seals on both sides with plug with check valve (see page 13).

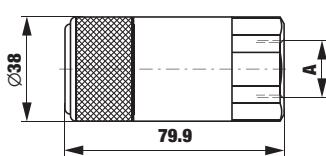
Procedure

(Dis-) connection see page 4.

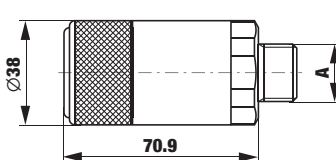


Quick Action Coupling

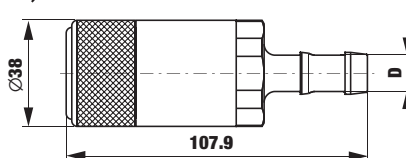
↙ with female thread



↙ with male thread

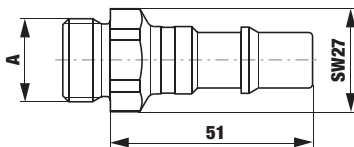


↙ with hose stem

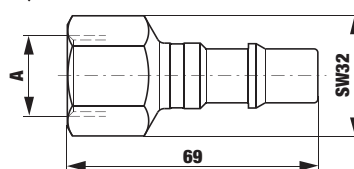


Plug

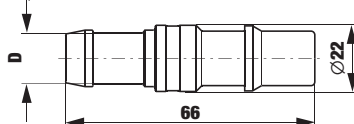
↙ with male thread



↙ with female thread



↙ with hose stem



A	Steel
G3/8	203 00 050
G1/2	203 00 052
G3/4	203 00 054

G3/8	203 00 056
G1/2	203 00 058
G3/4	203 00 060

D	Steel
13 mm 1/2"	203 00 064
16 mm 5/8"	203 00 066
19 mm 3/4"	203 00 068


A	Steel
G3/8	255 00 131
G1/2	255 00 132
G3/4	255 00 133

G3/8	255 00 128
G1/2	255 00 129
G3/4	255 00 130

D	Steel
10 mm 3/8"	255 00 140
13 mm 1/2"	255 00 141
16 mm 5/8"	255 00 142

stainless
STEEL

Ask for the stainless steel catalogue.




70% of original size

tst[®]

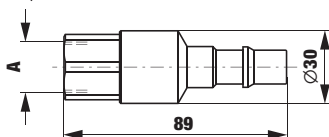
Plug with check valve

mechanical opening

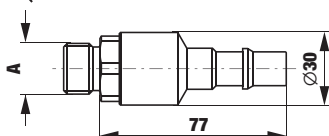


Plug with check valve

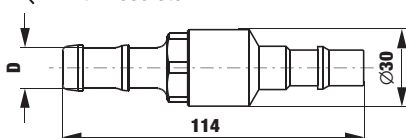
with female thread



with male thread



with hose stem



A	Steel
G1/2	253 00 019

G1/2	253 00 020
------	------------

D		Steel
13 mm	1/2"	253 00 021
16 mm	5/8"	253 00 022

Features

- Model to ISO 6150
- Little difference in pressure
- Fitting 2-stage couplings, MEC version
- Plug is closed after disconnection

Application

Media

Compressed air, gases, liquids and low viscosity media.

Operating Pressure

Up to 25 bar, (dis-) connection up to 15 bar. Also suitable for technical vacuum up to ca. 100 mbar.

Temperature Range

-20°C up to +100°C (NBR).

Materials, Seals

When chemically aggressive media are used TST should be consulted in your choice of housing and seal – or you might conduct tests of your own (see pages 25/26).

Function

Proper performance only guaranteed with SV coupling in MEC version on page 12.

Note about Ordering

Add letters MEC to matching SV coupling (e.g. 203 00 XXX MEC).


Procedure

(Dis-) connection see page 5.



stainless
STEEL

Ask for the stainless steel catalogue.



tst[®]

SV 2-Stage Heavy-Duty Range

70% of original size

Features

- In accordance with safety standard ISO 4414, EN 983
- Safety feature: 2-stage disconnection
- Simple operation
- Extremely robust version for rough operating conditions

Application

Media

Compressed air, gases, liquids and low viscosity media.

Operating Pressure

Up to 25 bar, (dis-) connection up to 15 bar.

Temperature Range

-20°C up to +100°C (NBR).

Materials, Seals

When chemically aggressive media are used TST should be consulted in your choice of housing and seal – or you might conduct tests of your own (see pages 25/26).

Function

Seals on both sides with plug with check valve (see page 15).

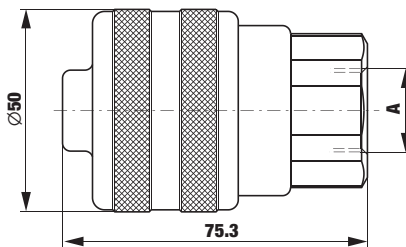
Procedure

(Dis-) connection see page 4.



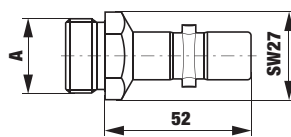
Quick Action Coupling

← with female thread

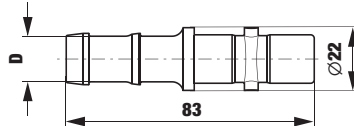


Plug

← with male thread



← with hose stem



A	Steel
G3/8	203 00 136
G1/2	203 00 138
G3/4	203 00 140

A	Steel
G3/8	255 00 157
G1/2	255 00 158
G3/4	255 00 159

D	Steel	
13 mm	1/2"	255 00 153
16 mm	5/8"	255 00 154
19 mm	3/4"	255 00 155

stainless
STEEL

Ask for the stainless steel catalogue.



70% of original size

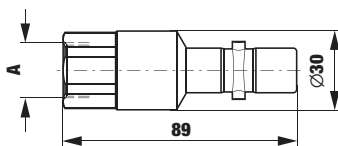


Plug with check valve Heavy-Duty Range mechanical opening

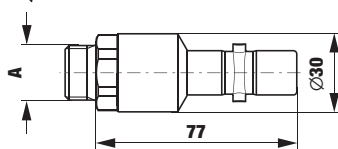


Plug with check valve

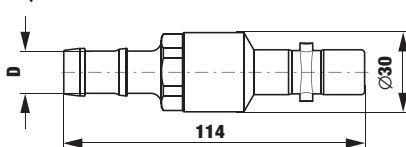
with female thread



with male thread



with hose stem



A	Steel
G1/2	253 00 006

G1/2	253 00 008
------	------------

D		Steel
13 mm	1/2"	253 00 009
16 mm	5/8"	253 00 010
19 mm	3/4"	253 00 011

Features

- In accordance with safety standard ISO 4414, EN 983
- Little difference in pressure
- Fitting 2-stage couplings, heavy duty range, MEC version
- Extremely robust version for rough operating conditions
- Plug is closed after disconnection

Application

Media

Compressed air, gases, liquids and low viscosity media.

Operating Pressure

Up to 25 bar, (dis-) connection up to 15 bar.

Temperature Range

-20°C up to +100°C (NBR).

Materials, Seals

When chemically aggressive media are used TST should be consulted in your choice of housing and seal – or you might conduct tests of your own (see pages 25/26).

Function

Proper performance only guaranteed with SV coupling in MEC version on page 14.

Note about Ordering


Add letters MEC to matching SV coupling (e.g. 203 00 XXX MEC).

Procedure

(Dis-) connection see page 5.



Ask for the stainless steel catalogue.



tst
SV 2-Stage
Heavy-Duty Range

50% of original size

Features

- In accordance with safety standard ISO 4414, EN 983
- Safety feature: 2-stage disconnection
- Extremely robust version for rough operating conditions



Application

Media

Compressed air, gases, liquids and low viscosity media.

Operating Pressure

Up to 25 bar, (dis-) connection up to 15 bar.

Temperature Range

-20°C up to +100°C (NBR).

Materials, Seals

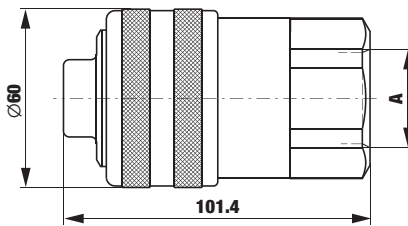
When chemically aggressive media are used TST should be consulted in your choice of housing and seal – or you might conduct tests of your own (see pages 25/26).

Procedure

(Dis-) connection see page 4.

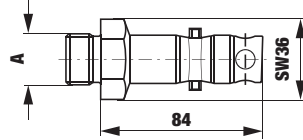
Quick Action Coupling

— with female thread

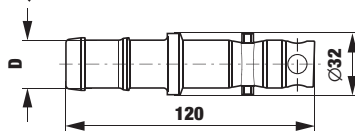


Plug

— with male thread



— with hose stem



A	Steel
G3/4	203 00 280
G1	203 00 278

A	Steel
G3/4	255 00 309
G1	255 00 310

D	Steel
19 mm 3/4"	255 00 311
25 mm 1"	255 00 312



Ask for the stainless steel catalogue.



50% of original size

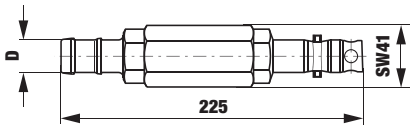


Plug with check valve Heavy-Duty Range mechanical opening



Plug with check valve

with hose stem



D	Steel
19 mm 3/4"	253 00 270
25 mm 1"	253 00 269

Features

- In accordance with safety standard ISO 4414, EN 983
- Little difference in pressure
- Fitting 2-stage couplings, heavy duty range, MEC version
- Extremely robust version for rough operating conditions
- Plug is closed after disconnection

Application

Media

Compressed air, gases, liquids and low viscosity media.

Operating Pressure

Up to 25 bar, (dis-) connection up to 15 bar.

Temperature Range

-20°C up to +100°C (NBR).

Materials, Seals

When chemically aggressive media are used TST should be consulted in your choice of housing and seal – or you might conduct tests of your own (see pages 25/26).

Function


Proper performance only guaranteed with SV coupling on page 16.

Procedure

(Dis-) connection see page 5.



Ask for the stainless steel catalogue.



Original size

tst[®]

SV 2-Stage Non-interchangeable Key D

Features

- In accordance with safety standard ISO 4414, EN 983
- Safety feature: 2-stage disconnection
- Danger of wrong line connections is eliminated as only plug with identical key fits
- Simple operation

Application

Media

Compressed air, gases, liquids and low viscosity media.

Operating Pressure

Up to 25 bar, (dis-) connection up to 15 bar. Also suitable for technical vacuum up to ca. 100 mbar.

Temperature Range

-15°C up to +200°C (FPM).

Materials, Seals

When chemically aggressive media are used TST should be consulted in your choice of housing and seal – or you might conduct tests of your own (see pages 25/26).

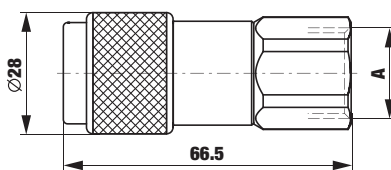
Procedure

(Dis-) connection see page 4.

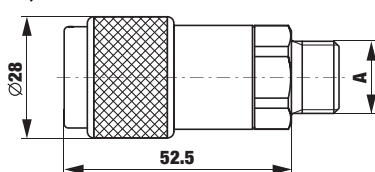


Quick Action Coupling

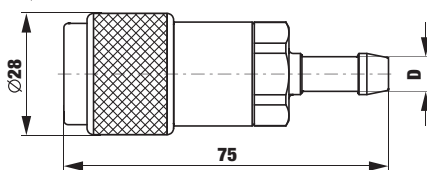
↻ with female thread



↻ with male thread

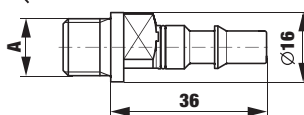


↻ with hose stem

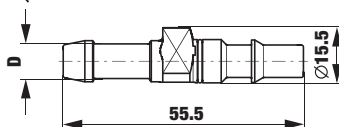


Plug

↻ with male thread



↻ with hose stem



A	Steel
G1/4	203 00 416
G3/8	203 00 417
G1/2	203 00 418

G1/4	203 00 419
G3/8	203 00 420

D	Steel
6 mm 1/4"	203 00 421
8 mm 5/16"	203 00 422
10 mm 3/8"	203 00 423

A	Stainless Steel
G1/8	355 00 296
G1/4	355 00 297

D	Stainless Steel
6 mm 1/4"	355 00 298
8 mm 5/16"	355 00 299
10 mm 3/8"	355 00 300

Key



D

stainless
STEEL

Ask for the stainless steel catalogue.

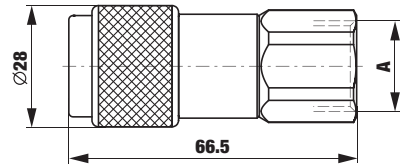
Original size

tst[®] SV 2-Stage Non-interchangeable Key F

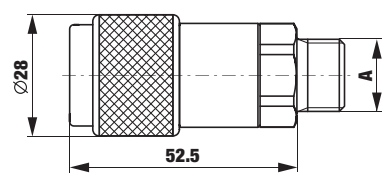


Quick Action Coupling

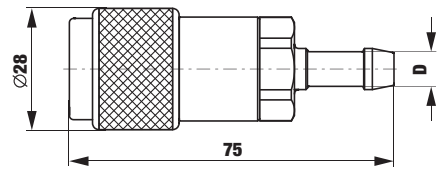
with female thread



with male thread

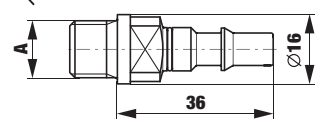


with hose stem

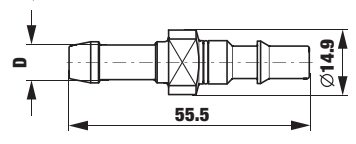


Plug

with male thread



with hose stem



A	Steel
G1/4	203 00 400
G3/8	203 00 401
G1/2	203 00 402

G1/4	203 00 403
G3/8	203 00 404

D	Steel
6 mm 1/4"	203 00 405
8 mm 5/16"	203 00 406
10 mm 3/8"	203 00 407

A	Stainless Steel
G1/8	355 00 286
G1/4	355 00 287

D	Stainless Steel
6 mm 1/4"	355 00 288
8 mm 5/16"	355 00 289
10 mm 3/8"	355 00 290

Features

- In accordance with safety standard ISO 4414, EN 983
- Safety feature: 2-stage disconnection
- Danger of wrong line connections is eliminated as only plug with identical key fits
- Simple operation



Application

Media
Compressed air, gases, liquids and low viscosity media.

Operating Pressure
Up to 25 bar, (dis-) connection up to 15 bar. Also suitable for technical vacuum up to ca. 100 mbar.

Temperature Range
-15°C up to +200°C (FPM).

Materials, Seals
When chemically aggressive media are used TST should be consulted in your choice of housing and seal – or you might conduct tests of your own (see pages 25/26).

Procedure
(Dis-) connection see page 4.



Ask for the stainless steel catalogue.

Key




F



tst[®]

SV 2-Stage Non-interchangeable Key S



Original size

Features

- In accordance with safety standard ISO 4414, EN 983
- Safety feature: 2-stage disconnection
- Danger of wrong line connections is eliminated as only plug with identical key fits
- Simple operation

Application

Media

Compressed air, gases, liquids and low viscosity media.

Operating Pressure

Up to 25 bar, (dis-) connection up to 15 bar. Also suitable for technical vacuum up to ca. 100 mbar.

Temperature Range

-15°C up to +200°C (FPM).

Materials, Seals

When chemically aggressive media are used TST should be consulted in your choice of housing and seal – or you might conduct tests of your own (see pages 25/26).

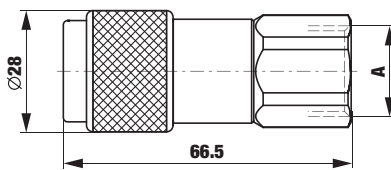
Procedure

(Dis-) connection see page 4.

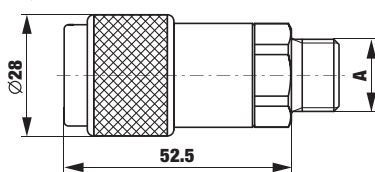


Quick Action Coupling

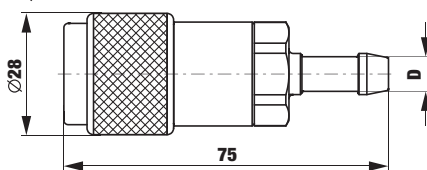
↻ with female thread



↻ with male thread

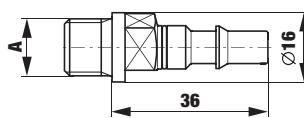


↻ with hose stem

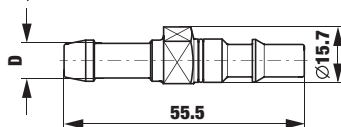


Plug

↻ with male thread



↻ with hose stem



A	Steel
G1/4	203 00 392
G3/8	203 00 393
G1/2	203 00 394

G1/4	203 00 395
G3/8	203 00 396

D	Steel
6 mm 1/4"	203 00 397
8 mm 5/16"	203 00 398
10 mm 3/8"	203 00 399

A	Stainless Steel
G1/8	355 00 306
G1/4	355 00 307

D	Stainless Steel
6 mm 1/4"	355 00 308
8 mm 5/16"	355 00 309
10 mm 3/8"	355 00 310


Key



S

stainless
STEEL

Ask for the stainless steel catalogue.



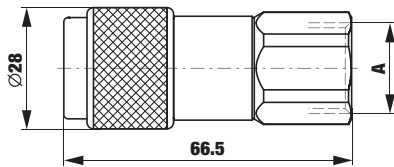
Original size

tst[®] SV 2-Stage Non-interchangeable Key V

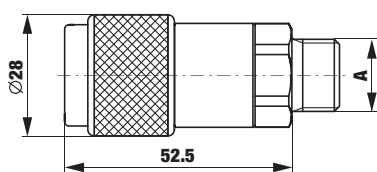


Quick Action Coupling

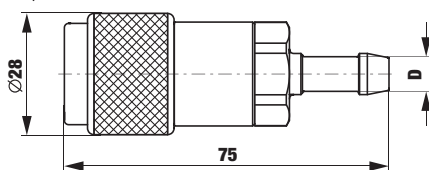
with female thread



with male thread

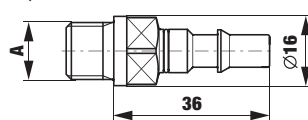


with hose stem

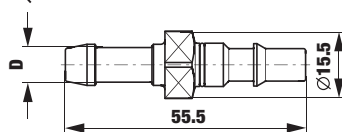


Plug

with male thread



with hose stem



A	Steel
G1/4	203 00 408
G3/8	203 00 409
G1/2	203 00 410

G1/4	203 00 411
G3/8	203 00 412

D	Steel
6 mm 1/4"	203 00 413
8 mm 5/16"	203 00 414
10 mm 3/8"	203 00 415

A	Stainless Steel
G1/8	355 00 291
G1/4	355 00 292

D	Stainless Steel
6 mm 1/4"	355 00 293
8 mm 5/16"	355 00 294
10 mm 3/8"	355 00 295

Features

- In accordance with safety standard ISO 4414, EN 983
- Safety feature: 2-stage disconnection
- Danger of wrong line connections is eliminated as only plug with identical key fits
- Simple operation



Application

Media

Compressed air, gases, liquids and low viscosity media.

Operating Pressure

Up to 25 bar, (dis-) connection up to 15 bar. Also suitable for technical vacuum up to ca. 100 mbar.

Temperature Range

-15°C up to +200°C (FPM).

Materials, Seals

When chemically aggressive media are used TST should be consulted in your choice of housing and seal – or you might conduct tests of your own (see pages 25/26).

Procedure

(Dis-) connection see page 4.

stainless
STEEL

Ask for the stainless steel catalogue.

Key




V



tst[®]

Plug with check valve Non-interchangeable mechanical opening – Keys D... F... S... V



Original size

Features

- Danger of wrong line connections is eliminated as only adaptor with identical key fits
- Little difference in pressure
- Fitting to non-interchangeable couplings
- Plug is closed after disconnection

Application

Media

Compressed air, gases, liquids and low viscosity media.

Operating Pressure

Up to 25 bar, (dis-) connection up to 15 bar. Also suitable for technical vacuum up to ca. 100 mbar.

Temperature Range

-15°C up to +200°C (FPM).

Materials, Seals

When chemically aggressive media are used TST should be consulted in your choice of housing and seal – or you might conduct tests of your own (see pages 25/26).

Function

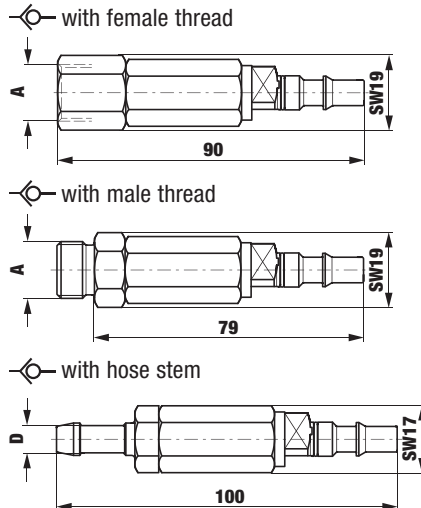
Proper performance only guaranteed with SV coupling on pages 18-21.

Procedure

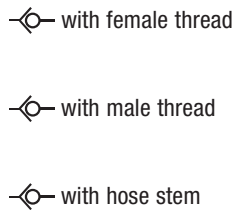
(Dis-) connection see page 4.



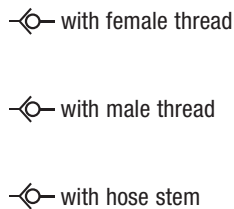
Plug with check valve key D



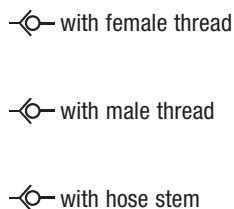
Plug with check valve key F



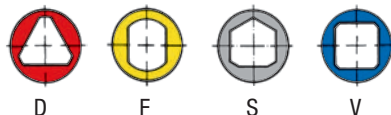
Plug with check valve key S



Plug with check valve key V



Keys



A	Stainless Steel
G1/4	353 00 253
G3/8	353 00 254

G1/4	353 00 255
G3/8	353 00 256

D		Stainless Steel
6 mm	1/4"	353 00 257
8 mm	5/16"	353 00 258
10 mm	3/8"	353 00 259

A	Stainless Steel
G1/4	353 00 239
G3/8	353 00 240

G1/4	353 00 241
G3/8	353 00 242

D		Stainless Steel
6 mm	1/4"	353 00 243
8 mm	5/16"	353 00 244
10 mm	3/8"	353 00 245

A	Stainless Steel
G1/4	353 00 260
G3/8	353 00 261

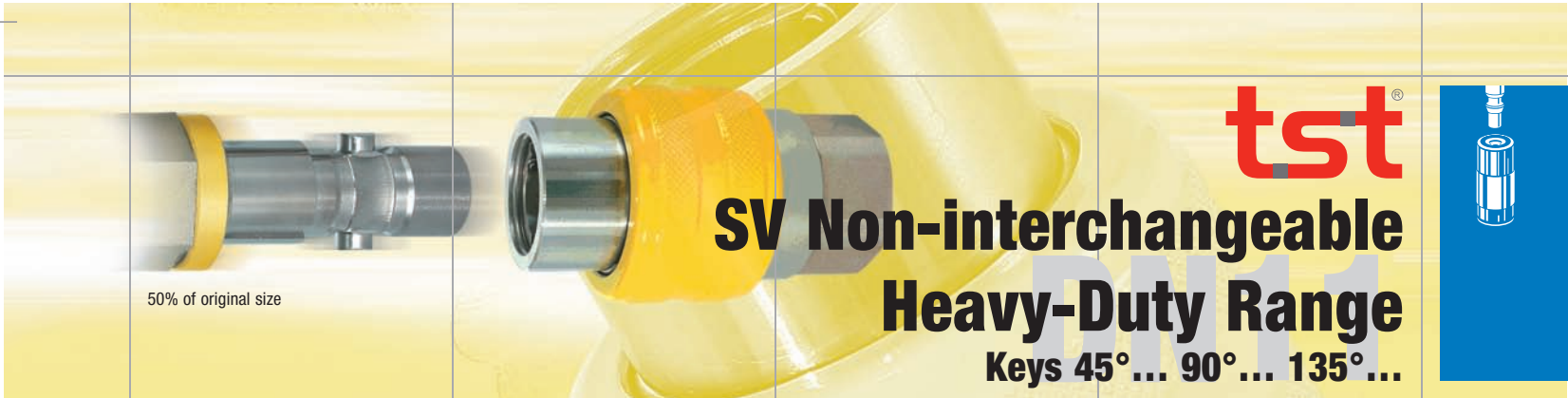
G1/4	353 00 262
G3/8	353 00 263

D		Stainless Steel
6 mm	1/4"	353 00 264
8 mm	5/16"	353 00 265
10 mm	3/8"	353 00 266

A	Stainless Steel
G1/4	353 00 246
G3/8	353 00 247

G1/4	353 00 248
G3/8	353 00 249

D		Stainless Steel
6 mm	1/4"	353 00 250
8 mm	5/16"	353 00 251
10 mm	3/8"	353 00 252



tst[®]

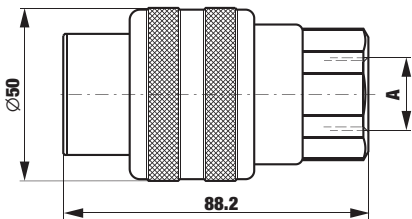
SV Non-interchangeable Heavy-Duty Range

Keys 45° ... 90° ... 135° ...



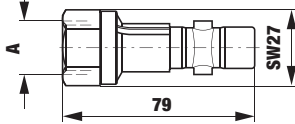
Quick Action Coupling

with female thread

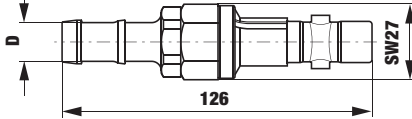


Plug

with female thread



with hose stem



Plug with check valve

with female thread

Plug with check valve

with hose stem

A	Key	Steel
G1/2	45°	203 00 009
G3/4	45°	203 00 268
G1/2	90°	203 00 169
G3/4	90°	203 00 269
G1/2	135°	203 00 168
G3/4	135°	203 00 171

A	Key	Steel
G1/2	45°	255 00 160
G1/2	90°	255 00 161
G1/2	135°	255 00 162

D	Key	Steel
13 mm 1/2"	45°	255 00 166
16 mm 5/8"	45°	255 00 169
19 mm 3/4"	45°	255 00 172

13 mm 1/2"	90°	255 00 167
16 mm 5/8"	90°	255 00 170
19 mm 3/4"	90°	255 00 173

13 mm 1/2"	135°	255 00 168
16 mm 5/8"	135°	255 00 171
19 mm 3/4"	135°	255 00 174

A	Key	Steel
G1/2	45°	253 00 267
G1/2	90°	253 00 268
G1/2	135°	253 00 044

D	Key	Steel
13 mm 1/2"	45°	253 00 030
19 mm 3/4"	45°	253 00 054

13 mm 1/2"	90°	253 00 038
19 mm 3/4"	90°	253 00 056

13 mm 1/2"	135°	253 00 046
19 mm 3/4"	135°	253 00 058

Features

- No wrong line connections thanks to differently arranged mating cams in the couplings and corresponding grooves in the plugs
- 1-Stage disconnection
- Robust Version

Application

Media

Compressed air, gases, liquids and low viscosity media.

Operating Pressure

Up to 25 bar, (dis-) connection up to 15 bar.

Temperature Range

-15°C up to +200°C (FPM).

Materials, Seals

When chemically aggressive media are used TST should be consulted in your choice of housing and seal – or you might conduct tests of your own (see pages 25/26).

Procedure

(Dis-) connection see page 5.



stainless

Ask for the stainless steel catalogue.

Keys



45°



90°




135°





tst[®] SV Coupling with double function Blow Gun, Blow Nozzle



80% of original size

- Features**
- Model to ISO 6150
 - Simple operation
 - To be used as Quick Action Coupling and blow gun
 - Protective shield protects the eyes while not limiting vision
 - Integrated reduction

Application

Media
Compressed air

Operating Pressure
Up to 25 bar,
(dis-) connection up to 15 bar.

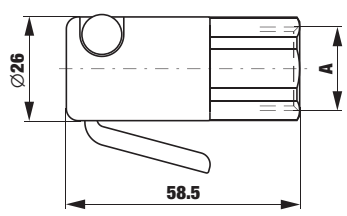
Temperature Range
-20°C up to +100°C (NBR).

Procedure
(Dis-) connection see page 5.

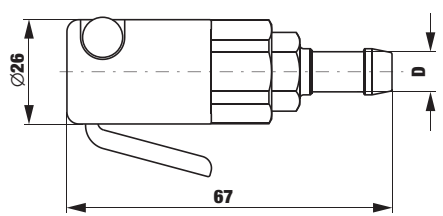


Quick Action Coupling with release button

↻ with female thread



↻ with hose stem

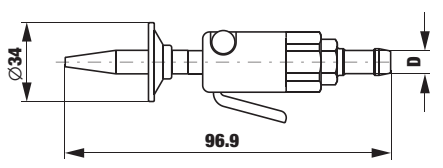


A	Steel
G1/8	203 00 282
G1/4	203 00 283
G3/8	203 00 284

D	Steel
8 mm 5/16"	203 00 290
10 mm 3/8"	203 00 291

Safety Blow Guns

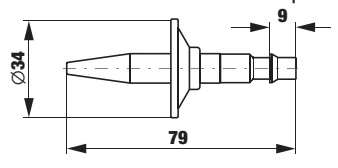
↻ Controllable coupling with release button, hose fitting and Blow Nozzle with protective shield



D	Steel
6 mm 1/4"	631 00 001
8 mm 5/16"	631 00 002
10 mm 3/8"	631 00 003
13 mm 1/2"	631 00 004

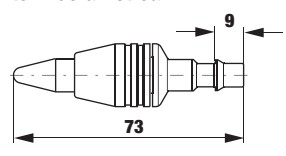
Blow Nozzles

← Blow Nozzle with protective shield reduces flow to 1/3 of the air line pressure



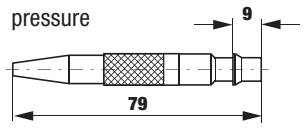
Steel
631 00 005

← Jet- Blow Nozzle
Efficient and noise effect reduced due to wide air stream



631 00 006

← Blow Pipe
reduces flow to 1/3 of the air line pressure



631 00 007



tst[®] SV Materials and Seals



Guide to selection and ordering

Materials

TST Quick Action Couplings are manufactured from high quality materials. Additional special surface treatments guarantee greater durability with less wear and tear and high resistance to corrosion.

In the case of air, gas and oil – as long as they are not mixed with any additives – TST couplings made from standard materials will be suitable.

These details are not binding. Where there is any doubt, trials must be carried out.

Seals

The following quality seals are available for TST couplings. Various seals can be used depending upon the throughput media. All details are not binding. Before use, please contact TST for information about the concentration, mixture or temperature of media. If there is any doubt, trials should be carried out. All legislation relating to foodstuffs must be observed.

Type N

Nitrile elastomer (NBR)
Good ageing resistance, high mechanical strength, resistant to oil and petrol.
Poor resistance against ozone.
Temperature from -20°C to +100°C.

Type V

Fluorine elastomer (FPM)
Very good resistance at high temperatures (except for hot water and steam). Good resistance to many chemicals, ozone, weather.
Limited for low temperature range.
Temperature from -15°C to +200°C.

Type P

Ethylene-propylene elastomer (EPDM)
Very good resistance against hot water and steam, resistant to ageing and weather, not resistant to mineral oils and grease.
Temperature from -40°C to +150°C.

Type K

Perfluoride elastomer (FFKM)
Chemically resistant against nearly all acids and alkalis, high resistance to temperatures, low coefficient of friction.
Temperature from -20°C up to +290°C.
(Only available on request)

Selection and Handling

Incorrect handling or the wrong choice of Quick Action Couplings or accessories can result in damage to property and/or personal injury. The maximum operating pressure for each model as specified by the manufacturer must not be exceeded. The throughput medium is a critical factor in the choice of seal and coupling material. External mechanical impact and/or vibration will have an adverse effect on the durability of couplings and accessories and should therefore be avoided or, where this is not possible, limited.

TST recommends that couplings and accessories should be checked periodically for excessive wear and leaks.

TST Customer Services Department will be happy to give you further details about the use of TST couplings.

For more detailed information, please follow the operating instructions.



Attention

When using a coupling with a plastic release ring the resistance to temperature is limited to a maximum of 120° C.

Note about Safety

ISO 6150 §7.1 recommends that a hose of at least 300 mm in length should be used between the coupling and a vibrating tool. Please also read the operating instructions that are supplied with the coupling.

Detailed instructions for TST Couplings and Accessories can be found at www.tst.com

- Operating Instructions
- Installation- and Maintenance instructions
- Safety instructions
- etc.

Note about Ordering

If, instead of the standard version, a special seal is required, please specify this when ordering.



tst[®]

SV Choice of Couplings and Seals

Throughput media	Coupling		Seal		
	SV	'R'	NBR	FPM	EPDM
Acetone	+				+
Acetylene	+				+
Air	+		+		
Aircraft fuel JP3-6	+		+		
Ammonium nitrate	+				+
Amyl alcohol	+				+
Beer		+	+		
Blast furnace gas		+		+	
Borax		+		+	
Butane	+		+		
Butyl alcohol		+	+		
Butylene	+			+	
Caustic soda	+				+
Carbon disulphide	+			+	
Calcium hydroxide	+		+		
Citric acid	+		+		
Copper nitrate	+		+		
Coffee	+		+		
Compressed air	+		+		
Creosote	+		+		
Cresol	+		+	+	
Cyclohexane	+		+		
Diesel oil	+		+		
Distilled water	+		+		
Emulsion water-oil	+		+		
Essential oils	+			+	
Ethyl alcohol	+			+	
Ethylene glycol	+		+		
Formalin	+		+		
Freon 13, 14, 32, 113	+		+		
Freon 114, 115, 142, 152	+		+		
Gear oil	+		+		
Glucose	+		+		

Throughput media	Coupling		Seal		
	SV	'R'	NBR	FPM	EPDM
Glycerine	+		+		
Heating oil	+		+		
Helium	+		+		
Heptane	+		+		
Hydrogen	+		+		
Hydraulic mineral oil	+		+		
Ink		+	+		
Isopropyl alcohol	+			+	
Kerosene	+		+		
Linseed oil	+		+		
Liquid ammonia		+			+
Lubricating oil	+		+		
Magnesium hydroxide		+		+	
Machine oil	+		+		
Methane	+			+	
Methanol	+		+		
Milk		+	+		
Mineral oil	+		+		
Mercury	+		+		
Naphthalene	+			+	
Natural gas	+		+		
Nitrogen gas	+		+		
Oxalic acid		+		+	
Paraffin	+			+	
Petrol	+		+		
Petroleum	+		+		
Potassium hydroxide	+		+		+
Potassium sulphate	+		+		
Prussic acid	+		+		
Propane gas	+		+		
Phosphoric acid 10%	+		+		

Throughput media	Coupling		Seal		
	SV	'R'	NBR	FPM	EPDM
Salicylic acid	+				+
Sea water	+		+		
Sodium acetate	+		+		+
Sodium bicarbonate	+		+		
Sodium carbonate	+		+		
Sodium chloride	+		+		
Sodium sulphide	+		+		
Steam up to 200°	+				+
Sulphur dioxide	+		+		+
Sugar root juice	+		+		
Tar	+				+
Tetrachloromethane	+		+		
Titanium tetrachloride	+		+		
Toluene	+		+		
Transformer oil	+		+		
Trichloroethylene	+		+		
Turpentine	+		+		
Turbo oil	+		+		
Vacuum	+		+		
Vegetable oils	+		+		
Water up to 80°	+		+		
Water up to 140°	+		+		+
Wine	+		+		
Whisky	+		+		
Xylol	+				+
Zeolite	+		+		
Zinc acetate	+				+
Zinc chloride	+		+		


Choice of couplings and seals according to throughput media

This information is not binding and is based on the recommendations as made by the manufacturers of the seals.

The abbreviations mean:

- SV = Couplings SV steel
- 'R' = Couplings SV stainless steel
- NBR = Nitrile elastomer
- FPM = Fluorine elastomer
- EPDM = Ethylene-propylene elastomer





tst
Product Lines



Multi flow

stainless STEEL

tst QUICK COUPLING SCHNELLEKPLUNGEN WATER SERIE

tst QUICK COUPLING SCHNELLEKPLUNGEN INDUSTRIAL SERIE

tst QUICK COUPLING SCHNELLEKPLUNGEN HYDRAULIC SERIE

tst QUICK COUPLING SCHNELLEKPLUNGEN ISO 6150 - C 107

tst QUICK COUPLING SCHNELLEKPLUNGEN MULTI PURPOSE SERIES 200 / 230

tst QUICK COUPLING SCHNELLEKPLUNGEN

HYDRAULIC COUPLINGS / HYDRAULIK KUPPLUNGEN

www.tst-tamsan.com



TST International

TST Product Lines and Companies

TAMSAN BAĞLANTI ELEMANLARI A.Ş.
GEPOSB Gebze / Kocaeli TÜRKİYE
Factory Tel: +90 262 751 20 44 Fax: +90 262 751 30 44

EXPORT DEPARTMENT
Tel: +90 262 751 20 25 Fax: +90 262 751 20 50
www.tst-tamsan.com / info@tst-tamsan.com

TST GERMANY GMBH
Jahnstrasse 86 D-73037
Göppingen Germany
Tel: +49 7161 / 98796-50
Fax: +49 7161 / 98796-79
www.tst-germany.com
mail@tst-germany.com

TST NORTH AMERICA LTD.
1371 Bramblewood St. London,
ON N6K4X2 Canada
Tel : +1 519-204-8334
: +1 519-902-9944
Fax: +1 519-204-8334
www.tst-northamerica.com

TST - TAMSAN UK LTD.
46 Solvereign Road,
Kings Norton Business Centre,
Kings Norton, Birmingham
B30 3HN United Kingdom
Tel: +44 121 451 37 05
Fa0: +44 121 459 01 72
tst.uk@tst-tamsan.com

TST SWITZERLAND GMBH
Mettlenstrasse 6
CH-8472 Seuzach Switzerland
Tel : +41 52 335 40 00
Fax : +41 52 335 40 01
www.tst-switzerland.com
info@tst-switzerland.com



The addresses of all TST companies and agencies
are included on our website.

tst-tamsan.com