



CARVER PUMP™

Built for purpose



GH

End-Suction
Centrifugal Pump



GH

Horizontal end-suction pump for handling water, oils and chemicals in marine, process and general industrial applications. Hydraulic performance extends to 2,500 GPM and is covered by 28 sizes.

Available as either a frame-mounted (GHF) or close-coupled (GHC) unit, the GH is based on the same product platform as our vertical pumps and shares many of the same parts.

For added simplicity, the entire series is covered by only three bearing frames and comes in whole pump or modular kit form. The GHC is fully compatible with standard, off-the-shelf NEMA JP frame motors, and all models feature a back pull-out design and casings rotatable in 90° increments for different field piping orientations.

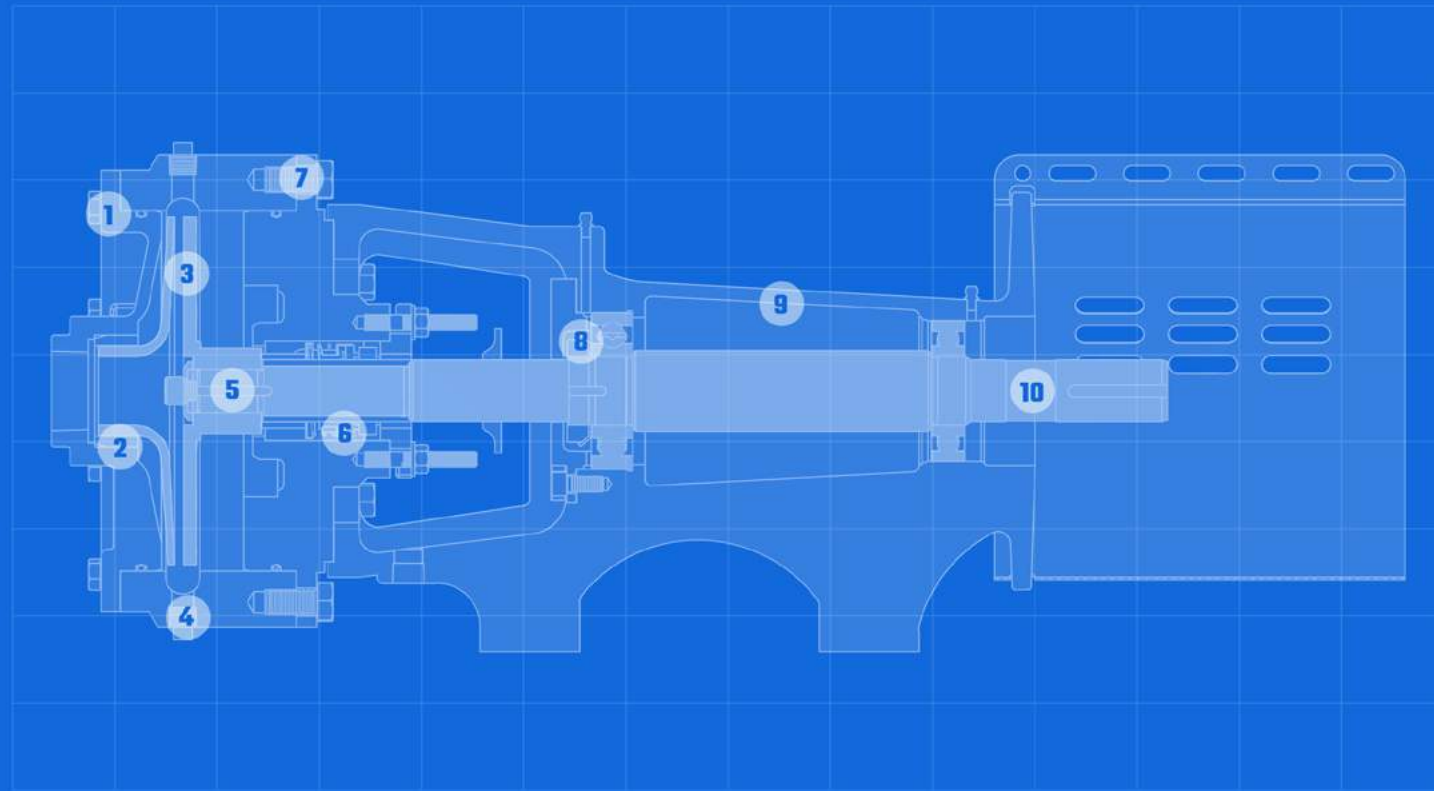
Other common features for the GH include 316 SS shaft sleeves, keyed impellers to prevent accidental spin off, dynamic balancing to ISO G2.5 guidelines, and regreasable bearings secured with locking rings, as standard. These features combine to produce shaft deflection values so low that they

exceed the requirements of ANSI B73.1M-1991 and overall, provide some of the most efficient hydraulics in the industry.

Common options for the GH include replaceable wear rings, cartridge seals, and flush plans. Along with these, higher alloy material options such as Ni-Al-Br and CD4MCuN and a full range of motor and baseplate choices are also available.



GH CLOSE-COUPLED



1 FLANGES

ANSI flat-face cast iron or 316 SS flanges for all sizes greater than or equal to 2" discharge

2 WEAR RINGS

Replaceable 17-4PH SS wear rings with all-enclosed impeller, 316 SS models

3 IMPELLERS

High-efficiency design in cast iron, bronze or 316 SS

4 CASING DRAINS

Heavy-walled casing with vent and drains for easier maintenance

5 KEYED IMPELLERS

Keyed impellers lock the impeller to the shaft, preventing unintentional loosening, even in reverse rotation

6 MECHANICAL SEAL

Seal chamber accommodates component seals, cartridge seals, packing and a variety of flush plans

7 BACK PULL-OUT DESIGN

Allows removal of rotating elements and replacement of the shaft, impeller or mechanical seal without disturbing system piping

8 POSITIVELY-LOCKED BEARINGS

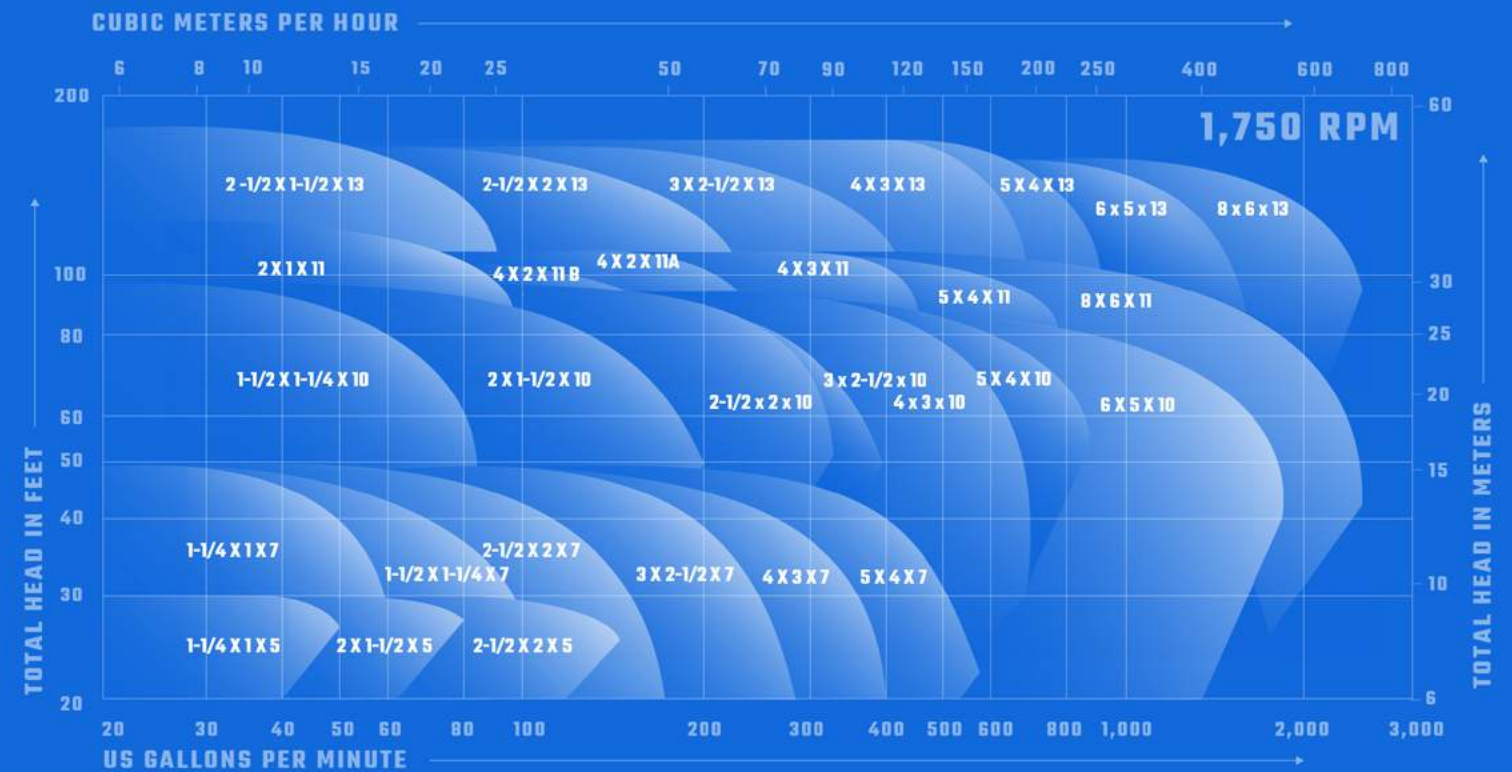
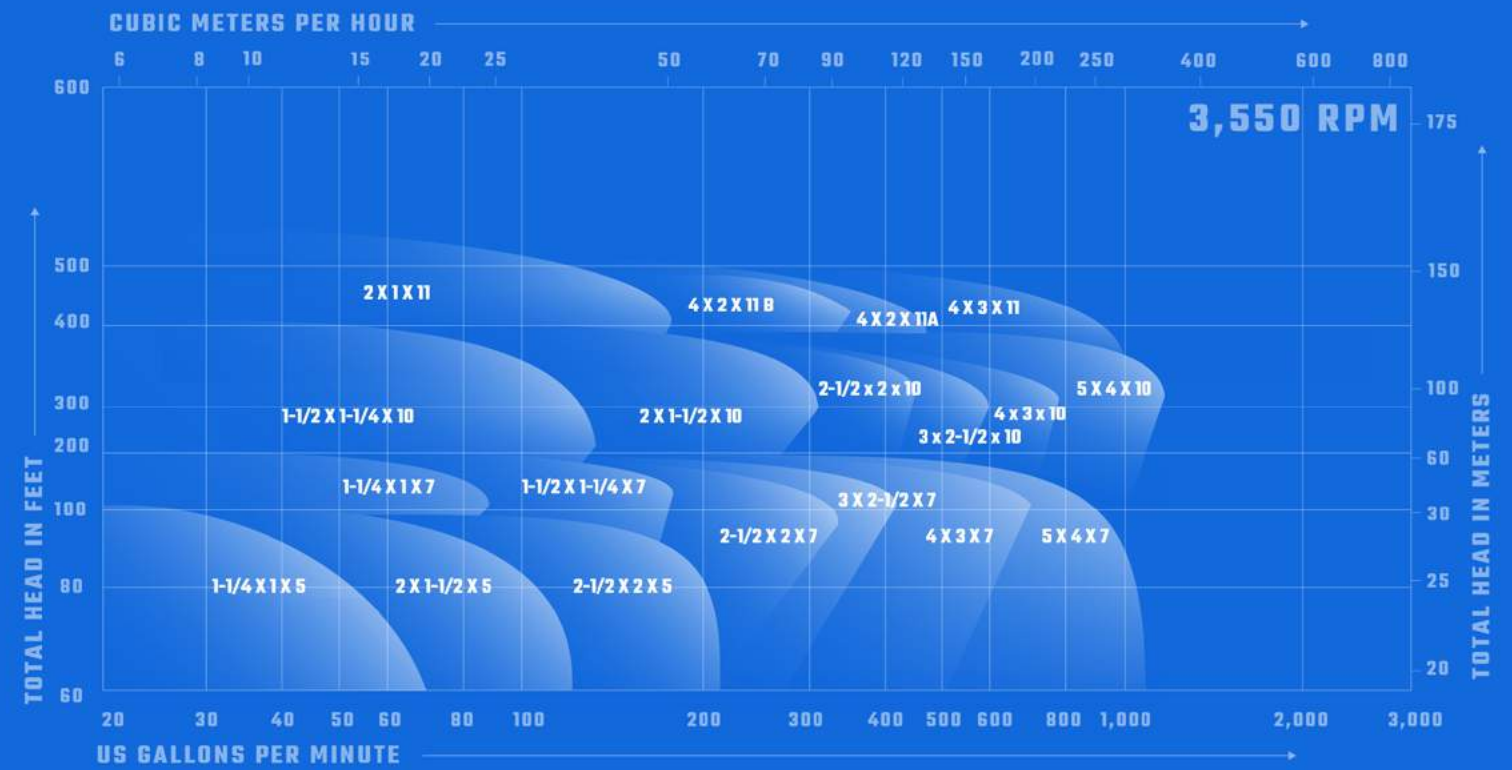
Oversized, greased-lubricated ball bearings secured by lock nuts eliminate axial movement at the faces and impeller-to-casing clearances

9 BEARING FRAME

Heavy-duty, thick-walled bearing frame reduces rotor vibration, for greater system reliability

10 SHAFT

Large-diameter shafts with replaceable 316 SS shaft sleeves



Intertek



HYDRAULICS

- Flows to 2,500 US GPM (570 m³/hr)
- Heads to 520 feet (160 m)
- Efficiencies to 85%
- Power to 150 HP (110 KW)
- Solids to 1.250" (32 mm)
- Speeds to 3,550 RPM

APPLICATIONS

- Commercial
- Industrial
- Marine
- Power Generation
- Pulp & Paper
- Acids and Solvents Transfer
- Air Conditioning Chilled Water
- Bilge Transfer
- Black, Green and White Liquor
- Caustic Solution Transfer
- Commercial Marine Vessels
- Cooling Tower Water Recirculation
- Desalination and Reverse Osmosis
- Distilling Plant Systems
- District Flood Control
- Fluid Filtering
- Hot Oil Applications
- Irrigation Systems
- Various OEM and Proprietary Systems

WHY A GH?

- Available in frame-mounted or close-coupled configuration.
- Stuffing box accepts a variety of mechanical seals or packing, for greater flexibility.
- Enclosed impellers reduce thrust loads and improve efficiency.
- Dual volutes for higher flow rates.
- All casings renewable with wear rings, extending the life of the pump.
- Back pull-out design, for service without disturbing piping. Pumps under 13" in diameter are also front pull-out, for easy access to rotating elements.

STANDARD MATERIALS

Casing	Cast Iron or 316 SS
Impeller	Cast Iron, Bronze or 316 SS
Shaft Sleeve	316 SS
Shaft	Carbon Steel
Bearing Frame	Cast Iron

Other materials available upon request.

MECHANICAL DATA

Rotation	Clockwise When Viewed from Motor End
Input Power	Up to 150 HP
Connections	NPT or Flange





80 years of experience

Since we built our first pumps in 1938, Carver Pump has become recognized as one of the leading centrifugal pump companies, building to the most demanding engineering specifications and military standards in the world.

We were one of the first American pump companies to attain ISO 9001 certification – the most recognized standard for quality in the world. This certification is your assurance that our commitment

to quality includes not only our hardware, but also superior customer service, leading-edge R&D, and continuous improvement in everything we do.

So whether the job is refueling fighter jets on the deck of an aircraft carrier, supplying paint to an auto assembly line, or bringing water to the fountain in a city park, we put our reputation on the line everyday with every pump we build.

Contact us

2415 Park Avenue
Muscatine, Iowa 52761-5691
USA

(563) 263-3410
sales@carverpump.com
www.carverpump.com