

PULS


POWER SUPPLY SOLUTIONS
AT A GLANCE



PULS

The Technology Leader

Efficient. Innovative. Different.



When I founded PULS over 40 years ago, we were a handful of developers with a common goal: We wanted to revolutionise power supply technology.

Today PULS is a global market and technology leader in the field of industrial power supplies. This was made possible by our focus and a clear understanding of the applications and challenges which our customers face in their daily business.

I am proud of our global team that naturally strives for the next stage of product innovation as well as for an excellent technical service and customer support.

PULS power supplies are developed by a highly skilled R&D team at our inspiring headquarters in Munich / Germany as well as our growing innovation lab in Vienna / Austria.

Production is carried out in our own smart and environmentally friendly factories in Czechia, Germany and China. The entire value chain runs entirely under our supervision, as this level of control is very important to us. In customer audits, our factories are repeatedly praised for their efficiency, streamlined structure and sustainable objectives.

I am proud of what we have achieved for our customers over the past decades. The future promises many more exciting innovations in the field of industrial power supplies.

We invite you to take full advantage of it!

Bernhard Erdl

CEO, Chief Developer and Founder



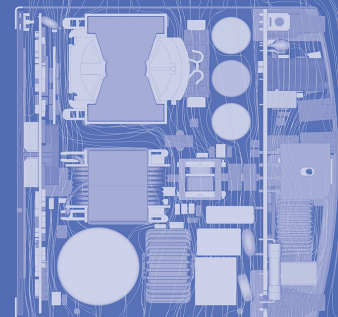
Headquarters
Munich





Reliability

- Three company-owned factories in Czechia, Germany and China
- Highly-skilled technical application support
- Global sales and distribution network
- High delivery reliability
- Long product availability




Products

- Wide product portfolio
- Focus on efficiency
- High MTBF and long lifetime
- Cool-design for low temperatures
- Compact and lightweight
- High peak output current
- Easy to use

Focus

- All resources focus on industrial power supply solutions
- High performing and sustainable organisational structure
- Decades of competence




The perfect power supply for your application



DIMENSION

Efficient, compact and durable IP20 DIN rail power supplies. Highest performance with multiple variants, features and approvals.



FIEPOS FIELD POWER SUPPLY

Flexible Field Power Supplies with IP54 or IP65 / IP67 rating for decentralised applications. A unique alternative to the control cabinet.



PIANO

Cost-optimised DIN rail power supplies with focus on basic features – without compromising quality and reliability.



MiniLine

Ultra-compact DIN rail power supplies for low-power applications.



PISA

Multi-channel electronic circuit breakers designed for current distribution and protection of DC 24 V load circuits.



	DIMENSION Full features	PIANO Basic features	FIEPOS Decentralised	MiniLine Low-power
--	-----------------------------------	--------------------------------	--------------------------------	------------------------------

Input voltage

AC	AC 100-240 V 2AC 380-480 V 3AC 380-480 V	AC 100-240 V AC 200-240 V	AC 100-240 V AC 200-240 V 3AC 380-480 V	AC 100-240 V AC 200-240 V 2AC 380-480 V
DC	DC 12 / 24 / 48 / 600 V DC 110-150 V DC 110-300 V	–	DC 110-300 V DC 200-300 V	DC 110-300 V DC 290 V

Output voltage (DC)	12 / 24 / 36 / 48 V	12 / 24 / 48 V	24 V	5 / 10 / 12 / 24 / 48 V
----------------------------	---------------------	----------------	------	-------------------------

Output power	80-960 W	36-480 W	360 W, 600 W	15-100 W
---------------------	----------	----------	--------------	----------

Power reserves	20 % or 50 %	–	600 or 1,000 W (up to 5 s)	–
-----------------------	--------------	---	----------------------------	---

Protection Class	IP20	IP20	IP54 IP65/67	IP20
-------------------------	------	------	-----------------	------

Communication	DC OK Display versions IO-Link version	DC OK	LED interface IO-Link versions Output OK versions	DC OK
----------------------	--	-------	---	-------

Terminal options	Screw, Push-in, Spring clamp	Screw, Push-in	7/8", M12-L/-T/-A, Han Q series, Quickon	Screw
-------------------------	---------------------------------	----------------	---	-------

Special versions	<ul style="list-style-type: none"> • Conformal coating • Enhanced DC input • Remote shutdown • 2 MOPP for medical applications • EN 50155 for railway applications 	<ul style="list-style-type: none"> • Conformal coating • Highline input voltage (AC 200-240 V) • NEC Class 2 	<ul style="list-style-type: none"> • Up to 4 current limited outputs • Highline input voltage (AC 200-240 V) • NEC Class 2 	<ul style="list-style-type: none"> • Conformal coating • -40 °C operation • NEC Class 2
-------------------------	---	---	---	--

	DIMENSION	PIANO	FIEPOS	MiniLine
--	------------------	--------------	---------------	-----------------

Product series				
1-phase power supplies	CP, CPS, CS, QS	PIC, PIM	FPS, FPH	ML
3-phase power supplies	CT, QT, XT		FPT	ML
DC/DC converters	CD, QTD			
DC-UPS & buffer modules	UB, UC, UF			
Redundancy modules	YR	PIRD		MLY
Electronic circuit breakers	PISA			
Mounting brackets	ZM			

DIMENSION

Integrated power supply
condition display



Durable DC-UPS
solutions



DIMENSION Power supplies with integrated display

All data at a glance directly in your application. Our highly efficient 240 and 480 W DIN-rail power supplies with integrated power supply condition display (PSCD) enable faster fault diagnosis.

Real-time data

Input and output voltage, output current, operating hours and temperature inside the device

Recorded data

Number of transients on the input side, minimum and maximum voltage and temperature values

Pro tip

The PSCD is a helpful tool in the prototype phase of a new machine to learn more about the behaviour of the system.



Find more information about power supplies with integrated display via this QR code.

DIMENSION DC-UPS control units

Prevent costly downtime, time-consuming restarts, and the loss of data. Our uninterruptible power supply units and buffer modules enable the reliable bridging of power failures and voltage fluctuations.

Flexible 1-Battery-Concept

Charge and monitor each 12 V battery separately.

No need to match batteries.

Ensure the longest possible battery life.

Smart diagnosis and monitoring

Pre-warning signal for low battery for maximum uptime.


Temperature-controlled charging of batteries for optimised battery life.



Find more information on our DC-UPS solutions via this QR code.

PISA

8 channel Electronic circuit breakers



PISA-B Electronic circuit breakers

The all new PISA-B multi-channel electronic circuit breakers help you to optimise the availability of your DC 24 V systems right away and grow with your application.



Find more information about PISA B directly via this QR code.



Higher availability

Identify and isolate individual faulty branches



Higher reliability

Fast trouble-shooting via real-time LED matrix and alarm signal



Higher flexibility

Easy system expansion – up to 64 output channels via bus bar connection



Higher packing density

8 channels, including + and - terminals, in a 52 mm wide unit

Think of your power supply as a system

A power supply system includes more than just the power supply unit itself. DC UPS, fuses and redundancy or buffer modules contribute to a holistic solution.

PULS provides all necessary products to plan an efficient and reliable power supply system for your cabinet.



Power supply



Redundancy module



Battery



Electronic circuit breaker

DC-UPS



FIEPOS

FIELD POWER SUPPLY

IP54, IP65 / IP67



Flexible. Reliable. Durable.

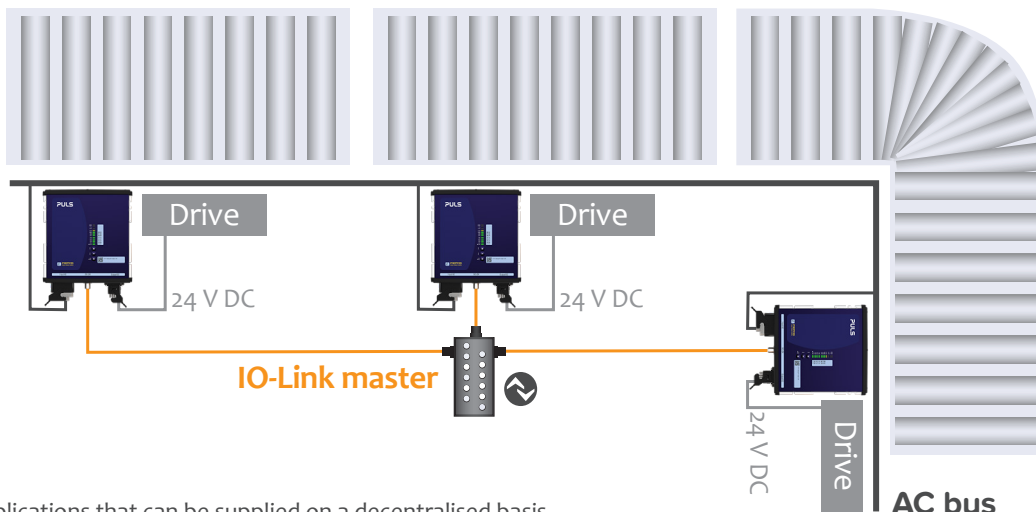
Decentralised Power Supplies

The decentralised FIEPOS Field power supplies with a high degree of ingress protection IP54 or IP65 / IP67 were developed for flexible use directly in the field.

The field power supplies are available for one-phase and three-phase systems and in various versions: for example, with a variety of different connectors (e.g. 7/8", Han Q series, M12) and IO-Link as the communication interface.

Also unique on the market are the eFused versions, which are equipped with up to four current-limited outputs. These devices allow very easy realisation of selective current distribution, protection, and monitoring directly in the field.

Application example for a FIEPOS powered conveyor belt:



There are many applications that can be supplied on a decentralised basis and in an energy-efficient and flexible manner. Individual system parts can be put together in a modular way, allowing them to be extended, maintained, and converted more effectively.



Space savings and flexibility

The compact housing with a high degree of IP protection (IP54–IP67) and various connection options facilitates flexible positioning directly in the field.



Excellent system availability

The selective protection means only faulty outputs are switched off, which makes for excellent system availability.



Environmentally friendly

The high degree of efficiency of > 95 % keeps the device cool. This means there is no need for an environmentally harmful potting compound for cooling the electronic components.



Ease of use

The output voltage and the current-limited outputs (eFused series) can be monitored and set directly via the LED interface and the push buttons on the front of the device or remotely via IO-Link.



You can find all products listed on page 15.
More information about FIEPOS:
www.pulspower.com or directly via this QR code.

Overview - Power supplies IP20

100-240 V Power Supplies

Output DC	Article number	Power	Input AC	Input DC	Special features	
5 V	3 A ML15.051	15 W	AC 100-240 V	DC 110-300 V	NEC Class 2	
	5 A ML30.101	25 W		DC 110-300 V	NEC Class 2	
12 V	1.3 A ML15.121	15 W	AC 100-240 V	DC 110-300 V	NEC Class 2	
	2.5 A ML30.102	30 W		DC 110-300 V	NEC Class 2	
	4.2 A ML50.102	50 W		DC 110-300 V	NEC Class 2	
	4.5 A	ML60.121		54 W	DC 110-300 V	NEC Class 2
		ML60.122	DC 110-300 V		-40 °C to +70 °C	
	5 A	PIM60.121	60 W	--	--	Push-in terminals, NEC Class 2
		PIM60.125		--	--	Screw terminals, NEC Class 2
	7.5 A	ML100.102	90 W	AC 100-120 / 220-240 V	DC 290 V	
	10 A	CP5.121	120 W	AC 100-240 V	DC 110-150 V	
	15 A	QS10.121	180 W		DC 110-150 V	
	16 A	CP10.121	192 W		DC 110-150 V	Remote ON/OFF
		CP10.122			DC 110-300 V	Enhanced DC input range, remote ON/OFF
30 A	CPS20.121	450 W		--		
±12 V	2.5 A ML30.106	36 W	AC 100-240 V	DC 110-300 V	Dual-output voltage, NEC Class 2	
24 V	0.63 A ML15.241	15 W	AC 100-240 V	DC 110-300 V	NEC Class 2	
	1.3 A	ML30.100		30 W	DC 110-300 V	NEC Class 2
		ML30.241			DC 110-300 V	NEC Class 2
		PIM36.241			--	Push-in terminals
	2.1 A	ML50.100	50 W		DC 110-300 V	NEC Class 2
		ML50.101			DC 110-300 V	NEC Class 2
		ML50.111			DC 110-300 V	With plug connector
	2.5 A	ML60.241	60 W		DC 110-300 V	NEC Class 2
		ML60.242			DC 110-300 V	-40 °C to +70 °C
		PIM60.241			--	Push-in terminals, NEC Class 2
		PIM60.245			--	DC OK LED, NEC Class 2
	3 A	ML70.100	72 W	AC 100-120 / 220-240 V	DC 290 V	NEC Class 2
	3.3 A	CS3.241	80 W	AC 100-240 V	DC 110-300 V	NEC Class 2
	3.4 A	QS3.241			DC 110-300 V	
	3.75 A	PIM90.241	90 W		--	Push-in terminals
		PIM90.245			--	Screw terminals
		PIM90.245-L1			--	NEC Class 2
3.8 A	QS5.DNET	91 W		DC 110-300 V	DeviceNet approved	
3.9 A	ML95.100	95 W	AC 100-120 / 220-240 V	DC 290 V	NEC Class 2	
4.2 A	ML100.100	100 W		DC 290 V		

DIMENSION	C, Q, U, X, Z
PIANO	PIC, PIM, PIRD
MiniLine	ML



Output DC	Article number	Power	Input AC	Input DC	Special features
24 V	5 A	120 W	AC 100-240 V	DC 110-150 V	Screw terminals
				DC 110-150 V	Spring clamp terminals
				DC 110-150 V	Push-in terminals
	CS5.241	AC 100-120 / 200-240 V	--	Screw terminals	
			--	Spring clamp terminals	
	CP5.242	AC 100-240 V	DC 110-300 V	Enhanced DC input range	
	CS5.243	AC 100-120 V	--	Reduced input voltage range	
	CS5.244	AC 200-240 V	--	Reduced input voltage range	
	PIC120.241C	--	--	Reduced input voltage range	
	PIC120.242C	--	--	Reduced input voltage range, no DC OK relay	
	PIC120.241D	AC 100-120 / 200-240 V	--	Dual input range	
	QS5.241	AC 100-240 V	DC 110-300 V		
	8 A	QS10.DNET	192 W	DC 110-150 V	DeviceNet conform
10 A	CP10.241	240 W	AC 100-240 V	DC 110-150 V	Screw terminals
				DC 110-150 V	Spring clamp terminals
				DC 110-150 V	Push-in terminals
	CP10.242	DC 110-300 V	Enhanced DC input range		
	CP10.248	DC 110-150 V	Power supply condition display		
	PIC240.241C	AC 200-240 V	--	Reduced input voltage range	
	PIC240.241D	AC 100-240 V	--	Wide input voltage range	
	CS10.241	AC 100-120 / 200-240 V	--	Dual input voltage range	
	CS10.241-S1	--	--	Spring clamp terminals	
	CS10.242	--	--	PFC Class A (EN 61000-3-2) compliant	
	CS10.243	AC 100-120 V	--	Reduced input voltage range	
	CS10.244	AC 200-240 V	--	Reduced input voltage range	
	QS10.241	AC 100-240 V	DC 110-150 V		
QS10.241-D1	DC 110-300 V	Enhanced DC input range			
20 A	CP20.241	480 W	AC 100-240 V	DC 110-150 V	Screw terminals
				DC 110-150 V	Spring clamp terminals
				DC 110-150 V	Push-in terminals
	CP20.241-V1	DC 110-150 V	Remote ON/OFF		
	CP20.248	DC 110-150 V	Power supply condition display		
	PIC480.241C	AC 200-240 V	--	Reduced input voltage range	
	PIC480.241D	AC 100-240 V	--	Wide input voltage range	
	CPS20.241	--	--		
	QS20.244	AC 200-240 V	--	Reduced input voltage range	
QS20.241	AC 100-240 V	DC 110-150 V			
40 A	QS40.241	960 W	AC 100-240 V	--	Wide input voltage range
				AC 200-240 V	--


Overview - Power supplies IP20

100-240 V Power Supplies

Output DC	Article number	Power	Input AC	Input DC	Special features	
30 V	8 A QS10.301	240 W	AC 100-240 V	DC 110-150 V	Spring clamp terminals	
36 V	6.7 A CP10.361	480 W	AC 100-240 V	DC 110-150 V	Screw terminals	
	13.3 A CPS20.361			--		
	QS20.361			DC 110-150 V		
	26.7 A QS40.361	960 W		--		
48 V	1.1 A ML50.105	50 W	AC 100-240 V	DC 110-300 V	Enhanced DC input range	
	2.1 A ML100.105	100 W	AC 100-120 / 220-240 V	DC 290 V	Dual input voltage range	
	2.5 A CP5.481	120 W	AC 100-240 V	DC 110-150 V		
	5 A	CS10.481	240 W	AC 100-120 / 200-240 V	--	Dual input voltage range
		QS10.481		AC 100-240 V	DC 110-150 V	
		QS10.481-D1			DC 110-300 V	Enhanced DC input range
	5.4 A CP10.481	260 W		DC 110-150 V		
	10 A	CP20.481	480 W		DC 110-150 V	
		CPS20.481		--		
		PIC480.481D		--		
		QS20.481		DC 110-150 V		
		QS40.481		DC 110-150 V		
20 A	QS40.481	960 W		DC 110-150 V		
	QS40.484		AC 200-240 V	DC 110-150 V		

380-480 V Power Supplies

Output DC	Article number	Power	Input AC	Special features	
12 V	8 A CT5.121	96 W	2AC 380-480 V		
24 V	3.75 A ML90.200	90 W	2AC 380-480 V	NEC Class 2	
	4.2 A ML100.200	100 W			
	5 A CT5.241	120 W			
	10 A CT10.241	240 W	3AC 380-480 V		
	20 A QT20.241	480 W			
	40 A	QT40.241	960 W		
		QT40.242			Enhanced lifetime
XT40.241		3AC 400 V		Semi-regulated	
XT40.242		3AC 480 V		Semi-regulated	
36 V	13.3 A QT20.361	480 W	3AC 380-480 V		
	26.6 A	960 W	XT40.361	3AC 400 V	Semi-regulated
			XT40.362	3AC 480 V	Semi-regulated
	26.7 A QT40.361		3AC 380-480 V		
48 V	5 A CT10.481	240 W	3AC 380-480 V		
	10 A QT20.481	480 W			
	20 A	960 W	QT40.481		
			XT40.481	3AC 400 V	Semi-regulated
			XT40.482		Semi-regulated
72 V	13.3 A		XT40.721	3AC 400 V	Semi-regulated
			XT40.722	3AC 480 V	Semi-regulated






DC/DC converters

Output DC	Article number	Power	Input DC	Special features
5 V	10 A CD5.051	50 W	DC 18-32.4 V	
12 V	8 A CD5.121	96 W	DC 24 V	
24 V	3.8 A CD5.241-L1	92 W	DC 24 V	Spring clamp terminals, NEC Class 2
	4 A CD5.243	96 W	DC 12 V	Screw terminals
	5 A CD5.241	120 W	DC 24 V	Screw terminals
	CD5.241-S1		DC 24 V	Spring clamp terminals, input „low“ signal
	CD5.242		DC 48 V	Screw terminals
10 A	CD10.241	240 W	DC 24 V	
	CD10.242		DC 48 V	
20 A	CPS20.241-D1	480 W	DC 110-300 V	
	QTD20.241		DC 600 V	For intermediate DC bus
48 V	5 A CD10.482	240 W	DC 48 V	
	10 A CPS20.481-D1	480 W	DC 110-300 V	Enhanced DC input range

Power supply with IO-Link

Output DC	Article number	Power	Input	Special features
24 V	40 A QT40.241-B2	960 W	3AC 380-480 V	IO-Link





Conformally coated power supplies

Output DC	Article number	Power	Input AC	Input DC	Special features	
24 V	2.1 A	ML50.109	50 W	AC 100-240 V	DC 110-290 V	NEC Class 2
	4.2 A	ML100.109	100 W	AC 100-120 / 220-240 V	DC 290 V	
	5 A	CP5.241-C1	120 W	AC 100-240 V	DC 110-150 V	ATEX
		CS5.241-C1			--	
		QS5.241-A1			DC 110-300 V	
	10 A	CP10.241-C1	240 W	AC 100-240 V	DC 110-150 V	*
		CP10.241-R2-C1			DC 110-150 V	
		QS10.241-C1			DC 110-150 V	
		QS10.241-A1			DC 110-150 V	
		CT10.241-C1			3AC 380-480 V	
20 A	CP20.241-C1	480 W	AC 100-240 V	DC 110-150 V	ATEX	
	CP20.241-R2-C1			DC 110-150 V		
	CPS20.241-C1			--		*
	QS20.241-A1			DC 110-150 V		
	QS20.241-C1			DC 110-150 V		
	PIC480.241C-C1			AC 200-240 V		--
	QT20.241-C1			3AC 380-480 V		--
40 A	QS40.241-C2	960 W	AC 100 - 240 V	--		

* Output decoupling for redundancy, plug connectors

Medical applications – IEC 60601-1 compliant, 2 MOPP

Output DC	Article number	Power	Input AC	Input DC	
24 V	5 A	CP5.241-M1	120 W	AC 100-240 V	--
	10 A	CP10.241-M1	240 W		DC 110-150 V
	20 A	CP20.241-M1	480 W		DC 110-150 V

Railway applications – EN 50155 compliant

Output DC	Article number	Power	Input DC	
24 V	4.2 A	QS5.241-60	100 W	DC 110 V
	8.3 A	CP10.241-60	200 W	DC 96-110 V
24.5 V	16.3 A	CPS20.241-60	400 W	DC 110 V

DeviceNet power supplies

Output DC	Article number	Power	Input AC	Special features	
24 V	3.8 A	QS5.DNET	91 W	AC 100-240 V	DC 110-300 V, NEC Class 2
	8 A	QS10.DNET	192 W		DC 110-150 V

DIMENSION	C, Q, U, X, Z
FIEPOS	FPS, FPH, FPT
PIANO	PIC, PIM, PIRD
MiniLine	ML



Overview - Power supplies IP54, IP65 / IP67

1-phase IP54-67 power supply

Output DC	Article number	Power	Input AC	Input DC	Special features
24 V 15 A	FPS300.241-002-101	360 W	AC 100-240 V	DC 110-300 V	DC OK, input: Han Q 4/2, output: Han Q 4/0
	FPS300.245-016-101				IO-Link, 2 channel, input: 7/8" - 3 pin, output: 1 x 7/8" 5 pin
	FPS300.245-034-105				IO-Link, 4 channel, input: M12-S, output: 2 x M12-L
	FPS300.245-047-103				IO-Link, 4 channel, input: 7/8" 3 pin, output: 7/8" 4 pin
	FPS300.245-049-102				Output OK, 3 channel, input: 7/8" 3 pin, output: 3 x 7/8" 4 pin
	FPS300.246-049-102				IO-Link, 3 NEC Class 2, input: M12-S, output: 3 x M12-L
	FPS300.245-055-109				IO-Link, 4 channel, input: 7/8" 3 pin, output: 2 x 7/8" 5 pin
	FPS300.241-010-104				DC OK, input: Han Q 4/2, output: Han Q 2/0
	FPS300.245-049-112				IO-Link, 3 channel, input: 7/8" 3 pin, output: 3 x 7/8" 4 pin

1-phase IP54-67 power supply with highline input voltage

Output DC	Article number	Power	Input AC	Input DC	Special features
24 V 25 A	FPH500.245-024-103	600 W	AC 200-240 V	DC 200-300 V	IO-Link, 3 channel, input: 7/8" 3 pin, output: 3 x M12-L
	FPH500.245-047-104				Output OK, 4 channel, input: 7/8" 3 pin, output: 2 x 7/8" 4 pin

3-phase IP54-67 power supply

Output DC	Article number	Power	Input AC	Input DC	Special features	
24 V	15 A	360 W	AC 380-480 V	DC 200-300 V	DC OK, input: Han Q 4/2, output: Han Q 4/0	
					Input: Han Q 4/2, output: Han Q 4/0	
	25 A	FPT500.241-001-102	600 W			DC OK, input: Han Q 4/2, output: Han Q 4/0
						FPT500.241-002-101
		FPT500.241-006-104				DC OK, input: Han Q 4/2, output: Han Q 2/0
		FPT500.241-010-108				IO-Link, 4 channel, input: M12-S, output: 2 x 7/8" 4 pin
		FPT500.245-018-103				IO-Link, 4 channel, input: M12-S, output: 2 x M12-L
		FPT500.245-034-105				Output OK, 2 channel, input: M12-S, output: 2 x M12-L
		FPT500.245-034-106				IO-Link, 4 channel, input: M12-S, output: 2 x 7/8" 5 pin
		FPT500.245-062-117				IO-Link, 3 channel, input: 7/8", output: 1 x M12-A, 2 x 7/8" 5 pin
		FPT500.247-064-102				Output OK, 2 channel, input: 7/8" d 4 pin, output: 2 x 7/8" 5 pin
		FPT500.245-053-113				

Overview - Supplementary units

DIODE redundancy modules

Output DC	Article number	Input	Version	
12-28 V	20 A	PIRD20.241	DC 12-28 V 2 x 10 A	Dual-input
12-48 V	10 A	MLY10.241	DC 12-48 V 2 x 5 A	Dual-input
		MLY02.100	DC 12-48 V 2 x 5 A	Dual-input
	20 A	YR2.DIODE	DC 12-48 V 2 x 10 A	Dual-input
24-48 V	20 A	YRM2.DIODE	DC 24-48 V 2 x 10 A	Dual-input

MOSFET redundancy modules

Output DC	Article number	Input	Version	
12-28 V	20 A	YR20.242	DC 12-28 V 2 x 0-10 A	Dual-input
	40 A	YR40.242	DC 12-28 V 2 x 20 A	Dual-input
		YR40.241	DC 24-28 V 2 x 20 A	Dual-input
		YR40.245	DC 12-28 V 1 x 40 A	Single-input
	80 A	YR80.241	DC 24-28 V 2 x 40 A	Dual-input
		YR80.242	DC 12-28 V 2 x 40 A	Dual-input
24-28 V	20 A	YR20.246	DC 24-28 V 2 x 10 A	Dual-input
24-56 V	40 A	YR40.482	DC 24-56 V 2 x 20 A	Dual-input

Power supplies with integrated decoupling function

Output DC	Article number	Power	Input AC	Input DC	Special features		
24 V	10 A	240 W	AC 100-240 V	CP10.241-R1	DC 110-150 V	Spring clamp terminals	
				CP10.241-R2	DC 110-150 V	Plug connectors	
				CP10.241-R2-C1	DC 110-150 V	Conformal coating	
				CP10.242-R2	DC 110-300 V	Enhanced DC input range, plug connectors	
	20 A	480 W			CP20.241-R1	DC 110-150 V	Spring clamp terminals
					CP20.241-R2	DC 110-150 V	Plug connectors
					CP20.242-R2	DC 110-300 V	Plug connectors
					CP20.241-R2-C1	DC 110-150 V	Plug connectors

Mounting brackets

Article number	Description
ZM1 – ZM3.WALL, ZM1.UBC10	Mounting bracket for a direct wall or panel mounting without a DIN rail
ZM10.WALL	Mounting bracket for a direct wall or panel mounting without a DIN rail
ZM11.SIDE – ZM15.SIDE	Brackets for sideways installation with or without a DIN rail

DC-UPS for batteries

Output DC	Article number	Battery	Version	
24 V	10 A	UB10.241	external, 12 V, 3.9-40 Ah	DC-UPS control unit
		UB10.242	external, 12 V, 17-130 Ah	DC-UPS control unit
		UB10.245	external, 12 V, 3.9-40 Ah	Additional 12 V output
		UBC10.241	built-in 12 V, 5 Ah	Built-in battery included
		UBC10.241-N1	built-in 12 V, 5 Ah	Built-in battery not assembled
20 A	UB20.241	external, 24 V, 3.9-150 Ah	DC-UPS control unit	
40 A	UB40.241	external, 24 V, 12-200 Ah	DC-UPS control unit	

DC-UPS with capacitor storage

Output DC	Article number	Capacitor storage	
24 V	15 A	UC10.241	6 kW, typ. buffer time 9 s at 15 A
		UC10.242	12 kW, typ. buffer time 18 s at 15 A

Buffer modules with capacitor storage

Output DC	Article number	Capacitor storage	
24 V	20 A	UF20.241	0.2 kW, typ. buffer time 310 ms at 20 A
	40 A	UF40.241	0.32 kW, typ. buffer time 250 ms at 40 A
48 V	20 A	UF20.481	0.2 kW, typ. buffer time 150 ms at 20 A

Electronic circuit breakers

Article number	Special features
PISA-B-8CL2-B1	8 output channels: 8 x NEC Class 2, 3.75 A per channel, Common alarm signal
PISA-B-8CL2-B4	8 output channels: 8 x NEC Class 2, 3.75 A per channel, Digital coded alarm signal
PISA-B-812-B1	8 output channels: 2 x 1-12 A, 6 x 1-10 A; Common alarm signal
PISA-B-812-B4	8 output channels: 2 x 1-12 A, 6 x 1-10 A; Digital coded alarm signal
PISA11.401	4 output channels: 4 x 1 A
PISA11.402	4 output channels: 4 x 2 A
PISA11.403	4 output channels: 4 x 3 A
PISA11.404	4 output channels: 4 x 4 A
PISA11.406	4 output channels: 4 x 6 A
PISA11.410	4 output channels: 4 x 10 A
PISA11.203206	4 output channels: 2 x 3 A and 2 x 6 A
PISA11.206212	4 output channels: 2 x 6 A and 2 x 12 A
PISA11.CLASS2	4 output channels: 4 x NEC Class 2, 3.75 A per channel



DIMENSION	C, Q, U, X, Z
PIANO	PIC, PIM, PIRD
PISA	PISA-B, PISA11
MiniLine	ML

Applications for PULS power supplies



Approvals & product compliance

Region specific:



Application specific:



CB SCHEME



Shared knowledge



Helpful information about industrial power supplies and application examples can be found on our PULS blog.



**PULS
BLOG**

Customer support near you

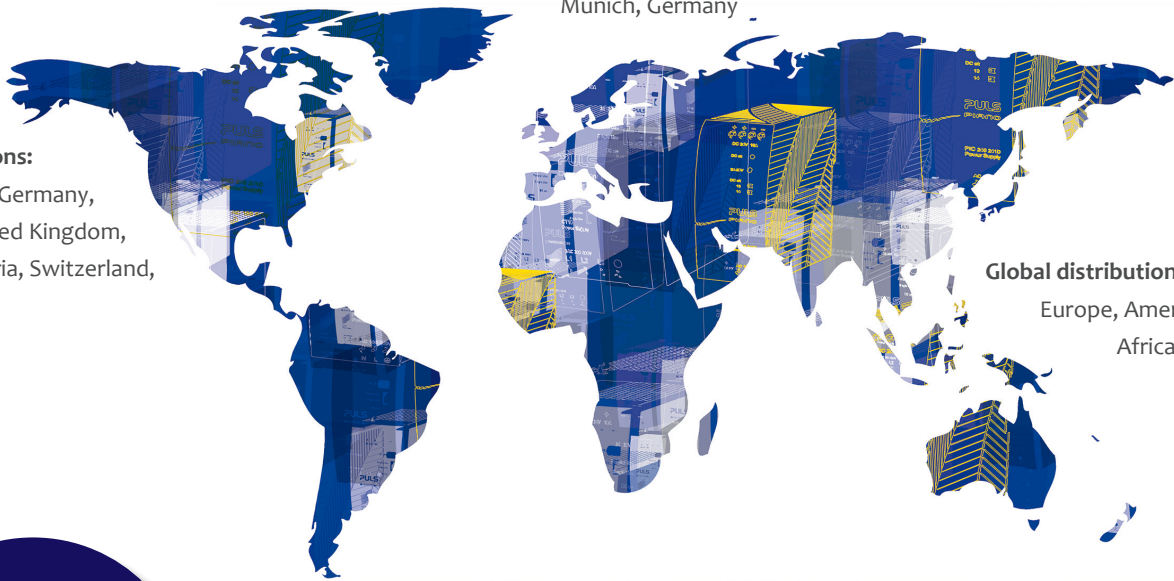
PULS Headquarters:
Munich, Germany

Sales locations:

USA, China, Germany,
France, United Kingdom,
Japan, Austria, Switzerland,
Singapore

Global distribution partners:

Europe, Americas, Asia,
Africa, Australia



GLOBAL SALES TEAM



Our qualified global sales teams are looking forward to supporting you in all questions regarding general product information, prices, availability and delivery times.

Please visit our website to find your contact person:

www.pulspower.com

Global application engineering team

Our global application engineering team is committed to providing the best possible solution according to your requirements and assist you in overcoming technical challenges.

With years of experience and access to cutting-edge tools, our technical experts are able to find solutions tailored to your exact application requirements during all project phases.

Contact us today and find out how we can assist you in choosing the perfect and reliable solution for your needs.





PULS GmbH Elektrastrasse 6 81925 Munich info@pulspower.com www.pulspower.com



[www.pulspower.com/
contact/puls-worldwide](http://www.pulspower.com/contact/puls-worldwide)